


L-Shaped Angles

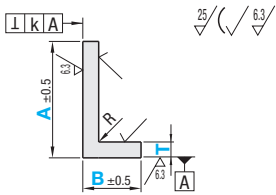
Milled, Inside Unmilled, Outside Corner Perpendicular, Dimension Configurable

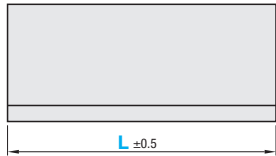


RoHS 10

Type	Material
LSS	SS400
LSA	A6063

✓ areas and SS400 products are shot blasted.





Part Number Type	T	T Tolerance	1mm Increment		
			A	B	L
LSS	5	±0.5	25-75	25-75	25-300
	6				
	10	±1.0	25-125	25-125	
	12				
LSA	5	±0.5	25-75	25-75	25-300
	6				
	10	±1.0	25-125	25-125	
12	51-300				

Long sides of A and B dims.	Perpendicularity k
25-80	0.05 or Less
81-150	0.10 or Less
151-175	0.15 or Less

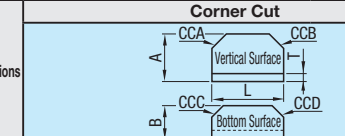
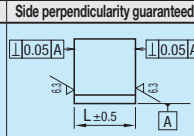
Long sides of A and B dims.	T	R	
		LSS	LSA
25-60	5	8.5-10	1 or Less
61-75			
25-50			
51-75	6	10-14	2 or Less
25-60			
61-150			
25-60	12	16-18	
61-150			
151-175			

Part Number	A	B	Unit Price																							
			LSS5, LSS6					LSS10					LSS12					LSS15								
			L25-50	L51-100	L101-150	L151-200	L201-250	L251-300	L25-50	L51-100	L101-150	L151-200	L201-250	L251-300	L25-50	L51-100	L101-150	L151-200	L201-250	L251-300	L50-100	L101-150	L151-200	L201-250	L251-300	
LSS5 LSS6 LSS10 LSS12 LSS15	25-50	25-50	-	-	-	-	-	-	-	-	-	-	-	-	-	-	-	-	-	-	-	-	-	-	-	
	51-75		-	-	-	-	-	-	-	-	-	-	-	-	-	-	-	-	-	-	-	-	-	-	-	-
	76-100		-	-	-	-	-	-	-	-	-	-	-	-	-	-	-	-	-	-	-	-	-	-	-	-
	101-125		-	-	-	-	-	-	-	-	-	-	-	-	-	-	-	-	-	-	-	-	-	-	-	-
	25-50	51-75	-	-	-	-	-	-	-	-	-	-	-	-	-	-	-	-	-	-	-	-	-	-	-	
	51-75		-	-	-	-	-	-	-	-	-	-	-	-	-	-	-	-	-	-	-	-	-	-	-	
	76-100		-	-	-	-	-	-	-	-	-	-	-	-	-	-	-	-	-	-	-	-	-	-	-	
	101-125		-	-	-	-	-	-	-	-	-	-	-	-	-	-	-	-	-	-	-	-	-	-	-	-
	25-50	76-100	-	-	-	-	-	-	-	-	-	-	-	-	-	-	-	-	-	-	-	-	-	-	-	
	51-75		-	-	-	-	-	-	-	-	-	-	-	-	-	-	-	-	-	-	-	-	-	-	-	
	76-100		-	-	-	-	-	-	-	-	-	-	-	-	-	-	-	-	-	-	-	-	-	-	-	
	101-125		-	-	-	-	-	-	-	-	-	-	-	-	-	-	-	-	-	-	-	-	-	-	-	-
	25-50	101-125	-	-	-	-	-	-	-	-	-	-	-	-	-	-	-	-	-	-	-	-	-	-	-	
	51-75		-	-	-	-	-	-	-	-	-	-	-	-	-	-	-	-	-	-	-	-	-	-	-	
	76-100		-	-	-	-	-	-	-	-	-	-	-	-	-	-	-	-	-	-	-	-	-	-	-	
	101-125		-	-	-	-	-	-	-	-	-	-	-	-	-	-	-	-	-	-	-	-	-	-	-	-
126-150	-	-	-	-	-	-	-	-	-	-	-	-	-	-	-	-	-	-	-	-	-	-	-	-		
101-125	126-150	-	-	-	-	-	-	-	-	-	-	-	-	-	-	-	-	-	-	-	-	-	-	-		
126-150		-	-	-	-	-	-	-	-	-	-	-	-	-	-	-	-	-	-	-	-	-	-	-		
151-175	151-175	-	-	-	-	-	-	-	-	-	-	-	-	-	-	-	-	-	-	-	-	-	-	-		

Part Number	A	B	Unit Price																	
			LSA5, LSA6					LSA10					LSA12							
			L25-50	L51-100	L101-150	L151-200	L201-250	L251-300	L25-50	L51-100	L101-150	L151-200	L201-250	L251-300	L51-100	L101-150	L151-200	L201-250	L251-300	
LSA5 LSA6 LSA10 LSA12	25-50	25-50	-	-	-	-	-	-	-	-	-	-	-	-	-	-	-	-	-	-
	51-75		-	-	-	-	-	-	-	-	-	-	-	-	-	-	-	-	-	-
	76-100		-	-	-	-	-	-	-	-	-	-	-	-	-	-	-	-	-	-
	25-50	51-75	-	-	-	-	-	-	-	-	-	-	-	-	-	-	-	-	-	-
	51-75		-	-	-	-	-	-	-	-	-	-	-	-	-	-	-	-	-	-
	76-100		-	-	-	-	-	-	-	-	-	-	-	-	-	-	-	-	-	-
	25-50	76-100	-	-	-	-	-	-	-	-	-	-	-	-	-	-	-	-	-	-
	51-75		-	-	-	-	-	-	-	-	-	-	-	-	-	-	-	-	-	-
76-100	-		-	-	-	-	-	-	-	-	-	-	-	-	-	-	-	-	-	-
101-125	101-125	-	-	-	-	-	-	-	-	-	-	-	-	-	-	-	-	-	-	-

Ordering Example: Part Number - A - B - L
LSS5 - A25 - B25 - L100

Alterations: Part Number - A - B - L - (CKC, CCA, CCB-etc.)
LSS10 - A100 - B50 - L200 - CKC

Alterations	Corner Cut	Side perpendicularity guaranteed
		
Code	CCA, CCB, CCC, CCD	CKC
Spec.	Any corner can be cut. 1≤ Corner Cut ≤30: 1mm Increment [Ordering Code] (Ex.) When A and D are cut with C5→CCA5-CCD5	Both sides of dimension L are machined to be perpendicular to surface A. [Ordering Code] CKC
	1mm Increment Unit Price 1-3 4-10 11-20 21-30	