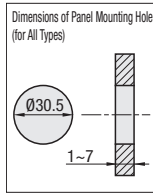


Manual Switching Valves

Panel Mount, 2-Port / 3-Port / 5-Port



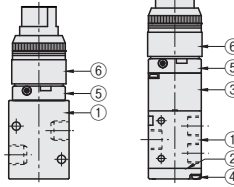
RoHS10



Components

(No.2)

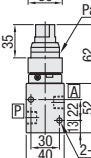
(No.3, 4)



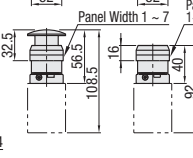
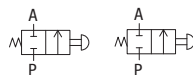
Component List

Part Number	Name	Material
①	Main Body	(No.2)A6061 (No.3, 4)ACD10
②	End Cover	Resin
③	Pilot Body	A6061
④	Philips Machine Screw	SS400
⑤	Bracket	SPC
⑥	Rotary / Push Button	-

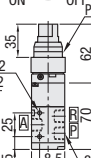
• 2-Port NCHS2



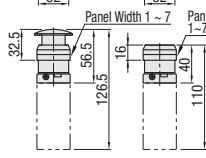
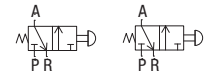
NCHB2 NCHP2



• 3-Port NCHS3

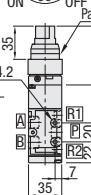


NCHB3 NCHP3

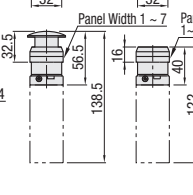
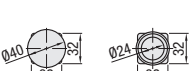
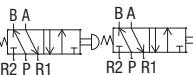


• 5-Port (Nominal: 8A)

NCHS4

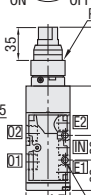


NCHB4 NCHP4

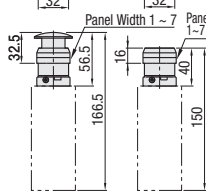
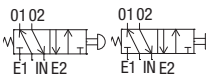


• 5-Port (Nominal: 10A)

NCHS4



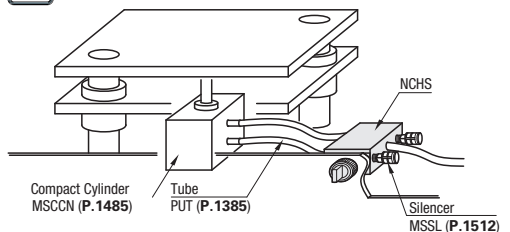
NCHB4 NCHP4



Part Number Type	No.	Nominal	Direction	Number of Ports	Pipe Connection Bore Dia.		Number of Positions	Effective Sectional Area (mm ²)	Operating Pressure (MPa)	Operating Temp. Range (°C)	Applicable Fluid	Unit Price				
					IN	OUT						EX	NCHS	NCHB	NCHP	
NCHS (Rotary) NCHB (Button) NCHP (Push Button)	2	8A	2	2	Rc1/4	Rc1/4	2	18	0~0.9	5~60	Air	200				
	3															
	4															
	4	10A	4	5	Rc3/8	Rc3/8		30	0.15~0.8			180				
														320		

⚠ The NCHP buttons are green.

Ordering Example	Part Number	Nominal
	NCHS2	8A
	NCHB4	8A



Features

- Small manual switching valves with large capacity.
- Button Type is spring loaded.