
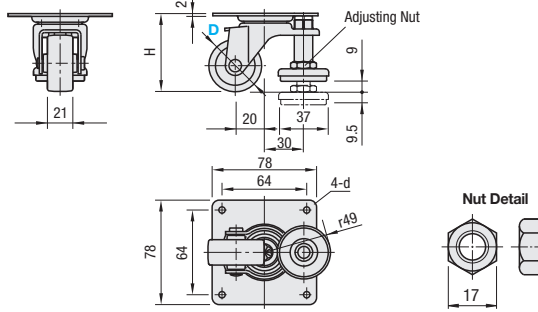


# Casters with Leveling Mounts

Ultra Light Load / Lightweight / Space Saving

**Ultra Light Load Type** **CMAZ**


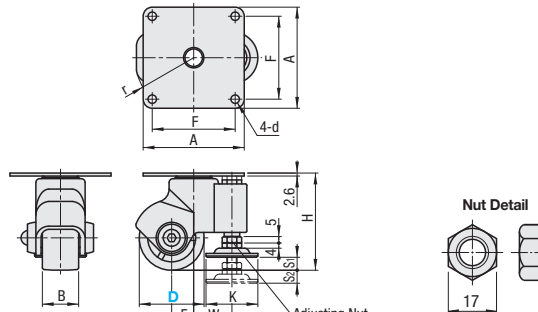



RoHS10 For dedicated wrenches, see P1084.

| Main Body |                    | Wheel         | Leveling Mount |                    | Bearing        |       |
|-----------|--------------------|---------------|----------------|--------------------|----------------|-------|
| M         | S                  | M             | M              | S                  | Swiveling Part | Wheel |
| Material  | Surface Treatment  | Material      | Material       | Surface Treatment  |                |       |
| SPHC      | Trivalent Chromate | Nylon (Black) | SS400          | Trivalent Chromate | Incorporated   | None  |

| Main Body | Part Number Type | D  | Wheel Material | H  | d   | Allowable Load (N) | Mass (g) | Unit Price |
|-----------|------------------|----|----------------|----|-----|--------------------|----------|------------|
| Swivel    | CMAZ             | 40 | N (Nylon)      | 60 | 6.5 | 300                | 295      |            |
|           |                  | 50 |                | 65 |     | 400                | 310      |            |

**Lightweight Type** **CMJZ**

RoHS10 For dedicated wrenches, see P1084.


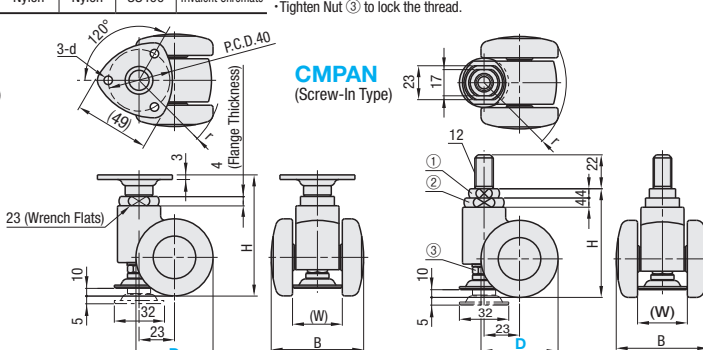
| Main Body        |                   | Wheel    | Top Plate         | Leveling Mount     |                   | Bearing            |              |
|------------------|-------------------|----------|-------------------|--------------------|-------------------|--------------------|--------------|
| M                | S                 | M        | S                 | M                  | S                 | Swiveling Part     | Wheel        |
| Material         | Surface Treatment | Material | Surface Treatment | Material           | Surface Treatment |                    |              |
| Reinforced Nylon |                   | Nylon    | SPHC              | Trivalent Chromate | SS400             | Trivalent Chromate | Incorporated |

| Main Body | Part Number Type | D  | Wheel Material | H  | B  | A  | F  | d   | E  | r  | S1 | S2 | K  | W    | b   | Allowable Load (N) | Mass (g) | Unit Price |
|-----------|------------------|----|----------------|----|----|----|----|-----|----|----|----|----|----|------|-----|--------------------|----------|------------|
| Swivel    | CMJZ             | 50 | N (Nylon)      | 75 | 28 | 78 | 64 | 6.5 | 17 | 50 | 10 | 10 | 40 | 29.5 | 17  | 600                | 420      |            |
|           |                  | 65 |                | 93 | 25 | 92 | 75 | 8.5 | 27 | 66 | 20 | 20 | 31 | 19   | 700 | 550                |          |            |
|           |                  | 75 |                | 98 | 25 | 92 | 75 | 8.5 | 27 | 66 | 15 | 15 | 31 | 19   | 700 | 560                |          |            |

**Space Saving**

| Type  | Main Body | Wheel    | Leveling Mount |                    |
|-------|-----------|----------|----------------|--------------------|
|       | M         | M        | M              | S                  |
|       | Material  | Material | Material       | Surface Treatment  |
| CMPAD | Nylon     | Nylon    | SS400          | Trivalent Chromate |
| CMPAN | Nylon     | Nylon    | SS400          | Trivalent Chromate |

- Rotate Nut ① and mount a caster on the mating surface.
- Rotate Nut ② to adjust the height of the leveling mount. (Nut ① and ② are not integrated.)
- Tighten Nut ③ to lock the thread.

RoHS10 For dedicated wrenches, see P1084.

| Main Body | Part Number Type | D  | Wheel Material | H  | B  | d   | (W) | (r) | Allowable Load (N) | Mass (g) | Unit Price |
|-----------|------------------|----|----------------|----|----|-----|-----|-----|--------------------|----------|------------|
| Swivel    | CMPAD            | 50 | N (Nylon)      | 83 | 62 | 5.5 | 34  | 54  | 1000               | 270      |            |
|           |                  | 60 |                | 88 | 69 |     | 37  | 61  |                    | 290      |            |

| Main Body       | Part Number Type | D  | Wheel Material | H  | B  | (W) | (r) | Allowable Load (N) | Mass (g) | Unit Price |
|-----------------|------------------|----|----------------|----|----|-----|-----|--------------------|----------|------------|
| Swivel Screw-In | CMPAN            | 50 | N (Nylon)      | 76 | 62 | 34  | 54  | 1000               | 240      |            |
|                 |                  | 60 |                | 81 | 69 | 37  | 61  |                    | 250      |            |

Ordering Example: Part Number - Wheel Material  
 CMAZ40 - N  
 CMJZ65 - N