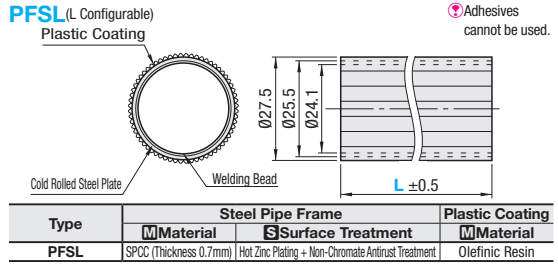


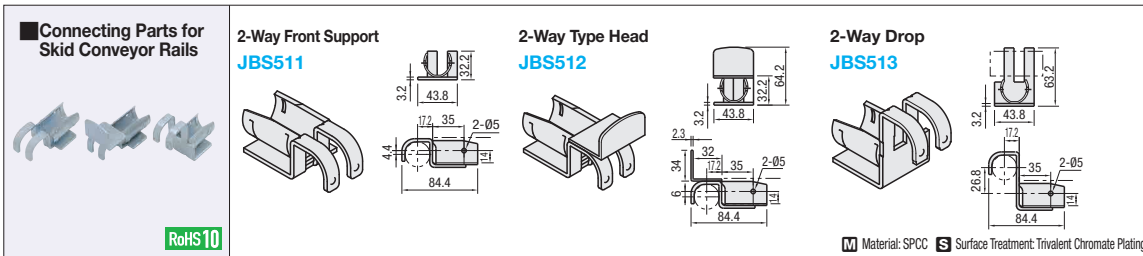
Note that, for some of the types shown here, order might be unable to be received by the MISUMI Indonesia, and/or India offices.

Skid Conveyor Rails / Connecting Parts / Lifting Table Units



L Configurable

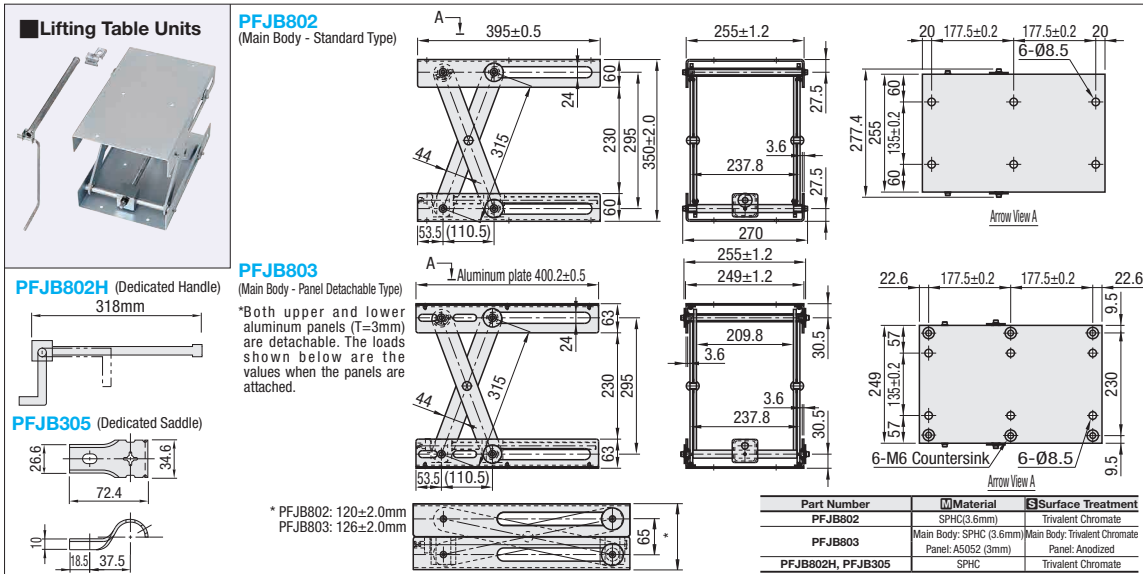
Part Number	Color	L	Mass	Unit Price / m
Type	No.	1mm Increment	(kg/m)	1 ~ 100 pc(s).
PFSL	28 F (Ivory)	150~3000	0.53	



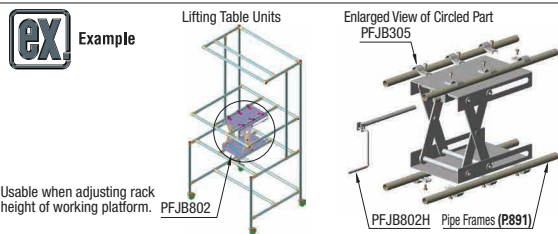
Part Number	Mass (g)	Unit Price	Volume Discount Rate
		1 ~ 49 pc(s).	50 ~ 100
JBS511	120		
JBS512	168		
JBS513	158		

Ordering Example: Part Number - Color - L
PFSL28 - F - 1250
JBS511

Skid Conveyor Rails
Chutes can be configured more economically with skid conveyor rails than wheel conveyor units. Skid conveyor rails are rails with grooves on surface. Plastic containers slide on skid conveyor rails easily.



Part Number	Static Load (kg)	Dynamic Load (kg)	Mass	Unit Price	Volume Discount Rate
				1 ~ 19 pc(s).	20 ~ 100
PFJB802(Main Body - Standard)	100	80	12.5kg		
PFJB803(Main Body - Panel Detachable Type)	60	50	10.3kg		
PFJB802H(Handle)	-	-	444g		
PFJB305(Saddle)	-	-	53g		



Ordering Example: Part Number
PFJB802

*For orders larger than indicated quantity, please check with WOS.