

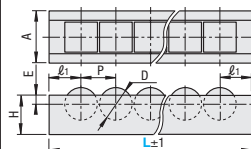
# Wheel Conveyor Assembly / Connecting Parts / Wheel Conveyors

## Wheel Conveyor Assembly



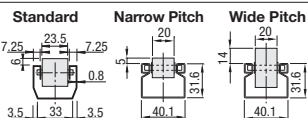
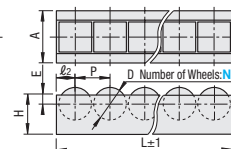
### L Standard

PFSSPH (Standard) PFSUPH (Wide Pitch)  
PFSSPH (Narrow Pitch)



### Wheel Qty. Configurable

PFSSPHF (Standard) PFSUPHF (Wide Pitch)  
PFSSPHF (Narrow Pitch)



Part Number	Material	Surface Treatment
PFSSPH	Edge: SPCC Wheel: Polyacetal Shaft: Polyacetal	Non-chrome Hot Dip Galvanizing
PFSSPHF	Edge: SPHC Wheel: Polypropylene	Non-chrome Hot Dip Galvanizing

## L Standard

Part Number	L Nominal Length	L Actual Length (mm)	A	H	E	P	D	ℓ1	Wheel (Qty.)	Mass (kg)	Allowable Load (per Wheel)	Connecting Parts	Unit Price 1-49 pc(s).	Volume Discount Rate 50-100
PFSSPH (Standard)	2000	1992	40	30	6.5	27	25	24	73	2.12	5kg	JBS50□		
	2400	2397							110	3.20				
	3000	2991							99	2.50				
PFSSPH (Narrow Pitch)	2000	2000	40.1	31.6	4	20	18	10	124	3.13	7kg	JBS50□A		
	2500	2500							149	3.75				
	3000	3000							39	2.36				
PFSUPH (Wide Pitch)	2000	2000	40.1	31.6	4	50	36	25	49	2.95	10kg			
	2500	2500							59	3.54				
	3000	3000												



Ordering Example  
Part Number - L - N  
PFSSPH - 2400 - 50

## Wheel Qty. Configurable


Part Number	Number of Wheels N	A	H	E	P	D	ℓ2	Mass (kg/m)	Allowable Load (per Wheel)	Connecting Parts	Unit Price 1-5 pcs.	Volume Discount Rate Wheel 1 pc. Cutting Charge
PFSSPHF	5-110	40	30	6.5	27	25	13.5	1.1	5kg	JBS50□		
PFSSPHF	5-149	40.1	31.6	4	20	18	10	1.25	7kg	JBS50□A		
PFSUPHF	5-59	40.1	31.6	4	50	36	25	1.18	10kg			

For orders larger than indicated quantity, please check with WOS.

For orders larger than indicated quantity, please check with WOS.

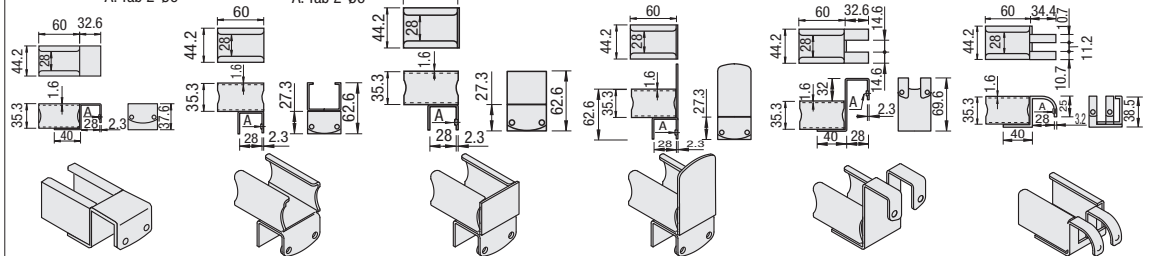
## Connecting Parts

RoHS10



Material: SPCC  
Surface Treatment: Trivalent Chromate

Front Support	Middle Support	Bottom Support	Bottom Support	2-Way Drop*	2-Way Front Support*
JBS501, JBS501A	JBS504, JBS504A	JBS505, JBS505A	JBS506, JBS506A	JBS507, JBS507A	JBS508, JBS508A
A: Tab 2-Ø6	A: Tab 2-Ø6	A: Tab 2-Ø6	A: Tab 2-Ø6	A: Tab 2-Ø6	A: Tab 2-Ø6

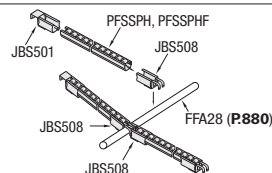


Part Number	Mass (g)	Unit Price 1-49 pc(s).	Volume Discount Rate 50-100
JBS501 JBS501A	180		
JBS504 JBS504A	146		
JBS505 JBS505A	168		
JBS506 JBS506A	192		
JBS507 JBS507A	184		
JBS508 JBS508A	164		



Ordering Example  
Part Number  
JBS501

\*The 2-Way Type can be mounted onto a pipe in between linear wheel assemblies as shown right.



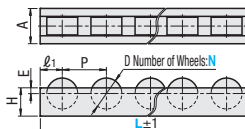
For orders larger than indicated quantity, please check with WOS.

## Wheel Conveyors



### L Standard

FFSSPH (Standard) FFSSPHF (Wide Pitch)  
FFSSPH (Narrow Pitch)



### Standard



### Narrow Pitch



Part Number	Material	Surface Treatment
FFSSPH	Edge: A6N01SS-T5 Wheel: Polyacetal Shaft: SWRM	Clear Anodize
FFSSPHF		

## L Standard

Part Number	L Nominal Length	A	H	E	P	D	ℓ1	Wheel (Qty.)	Mass (kg)	Allowable Load (per Wheel)	Unit Price 1-49 pc(s).	Volume Discount Rate 50-100
FFSSPH (Economy Type)	1000	40	32	5	50	35	25	20	1.84	10kg		
	1500							30	2.76			
	3000							60	5.52			
FFSSPH (Narrow Pitch)	1000	40	32	5	15	13	10	67	6.39	7kg		
	1500							100	9.42			
	3000							200	18.6			



Ordering Example  
Part Number - L - N  
FFSSPH - 3000 - 10  
FFSSPHF - - -

## Wheel Qty. Configurable

Part Number	Number of Wheels N	Mass (kg/m)	Allowable Load (per Wheel)	Connecting Parts	Unit Price 1-100 pc(s).	Volume Discount Rate Wheel 1 pc. Cutting Charge
FFSSPHF	5-110	1.84	10kg	JBS50□A		
FFSSPHF	5-110	6.39	7kg	JBS50□A		

For orders larger than indicated quantity, please check with WOS.

For orders larger than indicated quantity, please check with WOS.