■Casters for Aluminum Extrusions with Leveling Mounts Light Load Type

RoHS10

CMPAL (Swivel with Plate)

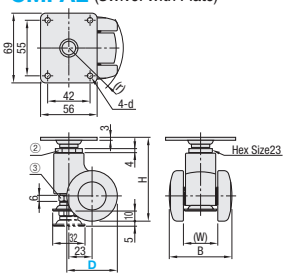

CMPAN (Swivel Screwed Fit)

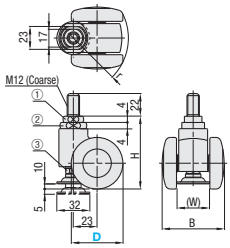

■Mounting

CMPAL
- Mount the upper plate to the mating extrusion.
- Turn Nut ② to adjust the height of the leveling mount.
- Tighten the Nut ③ located right above the leveling pad upward to fix the pad.

CMPAN
- Turn Nut ① to attach the main body to the extrusion.
- Turn Nut ② to adjust the height of the leveling mount. (Nut ① and ② are not one unit.)
- Tighten the Nut ③ located right above the leveling pad upward to fix the pad.

Type	Caster		Wheel	Bearing		Leveling Mount	
	M Material	S Surface Treatment	M Material (Color)	Swiveling Part	Wheel Part	M Material	S Surface Treatment
CMPAL, CMPAN	Nylon	-	Nylon	Provided	-	SS400	Trivalent Chromate

Body Type	Part Number Type	D	Wheel Material	H	B	(W)	d	(r)	Allowable Load (N)	Mass (g)	Unit Price
Swivel + Plate	CMPAL	50	N (Nylon)	83	62	34	5.5	54	1000	290	
		60		88	69	37		61		300	

Body Type	Part Number Type	D	Wheel Material	H	B	(W)	r	Allowable Load (N)	Mass (g)	Unit Price
Swivel + Screwed Fit	CMPAN	50	N (Nylon)	76	62	34	54	1000	240	
		60		81	69	37	61		250	

Ordering Example: Part Number - Wheel Material
CMPAN50 - N

■Casters for Aluminum Extrusions with Leveling Mounts Heavy Load Type

RoHS10

HCMAS
(Swivel)

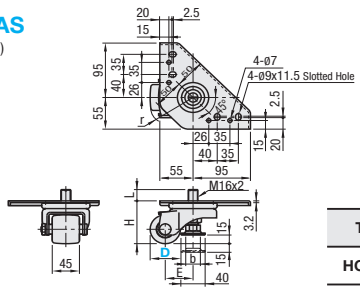

Type	Caster		Wheel	Bearing	
	M Material	S Surface Treatment	M Material	Swiveling Part	Wheel Part
HCMAS	SPHC	Trivalent Chromate	Reinforced Nylon (Black)	Provided	Provided

Body Type	Part Number Type	D	Wheel Material	Extrusion	H	r	Leveling Mount b	Leveling Mount L	E	Allowable Load (N)	Mass (g)	Unit Price
Swivel	HCMAS	50	N (Reinforced Nylon)	HFS6-3030 HFS8-4040 HFS8-4545	74	73	24	19.6	46	2000	2160	
		65			95	84		18.8	51		2290	

Ordering Example: Part Number - Wheel Material
HCMAS65 - N

Features: Has an effect to absorb vibration generated from aluminum extrusion units.

■Antivibration Casters

Design Application Pending

RoHS10

AFCLA

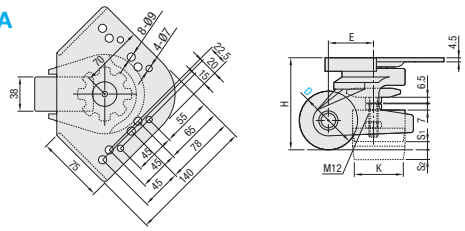

②Adjusting Nut

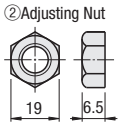

③Lock Nut

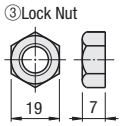

Type	Caster		Wheel	Leveling Mount		Pad	①Adjusting Knob	Bearing	
	M Material	S Surface Treatment	M Material	M Material	S Surface Treatment	M Material	M Material	Swiveling Part	Wheel Part
AFCLA	ADC12	Baked Finish (Silver)	Reinforced Nylon (Black)	SS400	Trivalent Chromate	Rubber (Shore A80)	Polycarbonate	Provided	Provided

Part Number Type	D	Wheel Material	H	Extrusion	Leveling Mount S1	Leveling Mount S2	Leveling Mount K	E	r	Allowable Load (N)	Mass (g)	Unit Price 1 ~ 50 pc(s).
AFCLA	65	N (Reinforced Nylon)	102	(30, 40, 45 Sq.)	9	11	52	50	80	2000	1900	
	75		120		12	12	54	52	92	2500	2200	

Ordering Example: Part Number - Wheel Material
AFCLA75 - N

Only applicable to One-slot Type Extrusions only.

For orders larger than indicated quantity, please check with WOS.

■How to Use

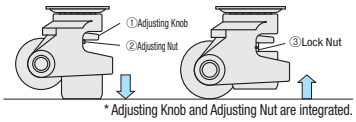

* Adjusting Knob and Adjusting Nut are integrated.

- **Fixed**
  - ①Turn the knob to lower the pad to the ground. (Temporary tightening)
  - ②After confirming the height, fully tighten the nut beneath the knob. Standing on the pad only, the caster is elevated above the ground.
  - ③Tighten the lock nut.
  - (Torque applied by the lock nut gives loosening prevention effect against vibration.)
- **Free**
  - ③Loosen the lock nut.
  - ②Loosen the adjusting nut to release the screw.
  - ①Turn the knob to raise the pad and lower the caster to the ground.