Metal Collar

Standard Grade / Precision Grade I.D. / O.D. Tolerance Selectable / Dimension Configurable

Part Number		Material	Surface Treatment
Standard Grade	Precision Grade		
SNCC	SNMC	S45C Equivalent	-
SNCB	SNMB		Black Oxide
SNCM	SNMM		Electroless Nickel Plating
SNCS	SNMS	SUS304	-

D	D Tolerance Selection			
	G	H	N	X
	g6	h7	-	-
5.0~8.5	-	-	-0.1 -0.3	0 -0.2
9.0~10.0	-0.005 -0.014	0 -0.015		
10.5~18.0	-0.006 -0.017	0 -0.018		
18.5~30	-0.007 -0.020	0 -0.021		
31~50	-0.009 -0.025	0 -0.025		
51~60	-0.010 -0.029	0 -0.030		

V	V Tolerance Selection		
	H	N	X
	H7	-	-
3.0	+0.010 0	+0.3 +0.1	+0.2 0
3.5~6.0	+0.012 0		
6.5~10.0	+0.015 0		
10.5~18.0	+0.018 0		
18.5~30.0	+0.021 0		
30.5~50.0	+0.025 0		
50.5~58.0	+0.030 0		

I.D./O.D. Tolerance Price Number List

D (O.D.)	V (I.D.)	Price No.
G	H	②
	N	①
	X	①
H	H	②
	N	①
	X	①
N	H	①
	N	③
	X	③
X	H	①
	N	③
	X	③

• Guide to Price List
Ex.> When ordering Material S45C, O.D. g6, I.D. H7 and L Tolerance ±0.01
Part Number: SNMC–GH–V4.0–D10.0–L10.0
1. Check the I.D./O.D. Tolerance Price Number List.
(GH is Price Number②)
2. In the price list of precision grade, find the column of I.D./O.D. tolerance price ② shown in the price list of precision grade.

Standard Grade

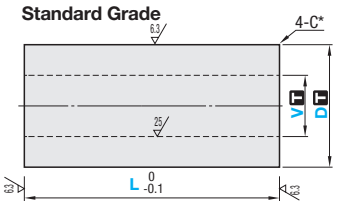

Precision Grade

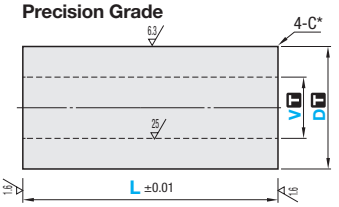

* D=16 or Less: C0.1 ~ 0.2
D=16.5 or More: C0.5 or Less

Standard Grade

Part Number	D Tolerance Selection	V Tolerance Selection	V 0.5mm Increment	D	L 0.1mm Increment	Unit Price SNCC Tolerance ①	SNCC Tolerance ②	SNCC Tolerance ③	SNCB Tolerance ①	SNCB Tolerance ②	SNCB Tolerance ③	SNCM Tolerance ①	SNCM Tolerance ②	SNCM Tolerance ③	SNCS Tolerance ①	SNCS Tolerance ②	SNCS Tolerance ③
SNCC SNCB SNCM SNCS	G H N X	H N X	3.0~58.0 (V≤D-2) Refer to the following.	5.0~10.0 0.5mm Increment	10.0~ 25.0												
					25.1~ 50.0												
					50.1~ 64.0												
				10.5~20.0 0.5mm Increment	10.0~ 25.0												
					25.1~ 50.0												
					50.1~ 75.0												
					75.1~100.0												
				21~30 1mm Increment	10.0~ 25.0												
					25.1~ 50.0												
					50.1~ 75.0												
					75.1~100.0												
				31~40 1mm Increment	10.0~ 25.0												
					25.1~ 50.0												
					50.1~ 75.0												
					75.1~100.0												
				41~50 1mm Increment	10.0~ 25.0												
					25.1~ 50.0												
					50.1~ 75.0												
					75.1~100.0												
				51~60 1mm Increment	10.0~ 25.0												
					25.1~ 50.0												
					50.1~ 75.0												
					75.1~100.0												

D≥9 is applicable when G or H is selected as the tolerance values of D and V.
The dimension range of V is shown in the table below.

D	V
9~30	D-V≥6
31~60	D-V≥12

Machining Limits of V and Overall Length
L≤Vx8

When H is selected as the tolerance values of D and V, and L≥Vx4 when V≥8, a middle relief is added.

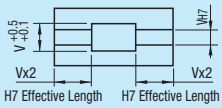

Ordering Example

Part Number - Tolerance Selection - V - D - L
D V

SNCS - G H - V10.0 - D25 - L50.5