


# Bushings for Locating Pins - High Hardness Stainless Steel Straight

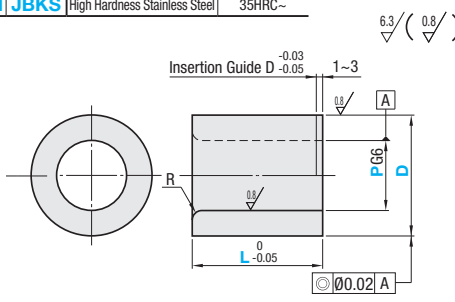
For products uncovered by e-Catalog Standard, see P.131.

**Features:** This product is much lower than, and can be delivered more quickly than the existing products.



RoHS10

Type			Material	Hardness
Dp6	Dm6	Dh7		
JBK	JBKM	JBKS	High Hardness Stainless Steel	35HRC~

D	p6	m6	h7
5	+0.020 +0.012	+0.012 +0.004	0 -0.012
7	+0.024 +0.015	+0.015 +0.006	0 -0.015
12	+0.029 +0.018	+0.018 +0.007	0 -0.018

## Straight

Part Number		P		L	R	Unit Price	Volume Discount Rate		
Type	D	0.1mm Increment	0.1mm Increment				1~19 pc(s).	20~49 pcs.	50~100 pcs.
<b>JBK</b> (p6) <b>JBKM</b> (m6) <b>JBKS</b> (h7)	5	2.0~3.0	5.0~10.0	0.5					
	7	2.0~5.0							
	8	3.0~6.0	5.0~15.0						
	10	4.0~8.0							
	12	6.0~10.0	5.0~30.0						
	14	6.0~10.0							
	15	8.0~12.5	5.0~40.0						



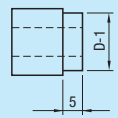
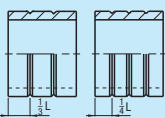
Ordering Example



Part Number			P	L
Type	D			
JBKM	8	-	5.9	12.0
JBKS	10	-	8.0	20.0



Alterations

Part Number			P	L	
Type	D				(FC, RS, RN, CRN)
JBKM	7	-	3.2	10.0	FC
JBKS	12	-	8.0	25.0	CRN

Alterations	Code	Spec.
Groove (for Adhesive Reservoir) 	FC	Adds an adhesive reservoir groove. <ul style="list-style-type: none"> <li>• D≥P+3: Applicable only when a wall of 1.5mm or thicker is remaining.</li> <li>• Applicable only when L≥10.</li> </ul>
Adhesive Groove Machining When L≤13.0    When L>13.0 	RS	Adds an adhesive groove. <ul style="list-style-type: none"> <li>• Number of O.D. Grooves</li> <li>• When L≤13.0 → 2 lines</li> <li>• When L≤13.0 → 3 lines</li> </ul> [Ordering Code] RS <ul style="list-style-type: none"> <li>• When D≤13, D-P≥3.</li> <li>• When D≥14, D-P≥4.</li> <li>• Not applicable when L&lt;9.0.</li> </ul>

Alterations	Code	Spec.
Radius R C Chamfered 	RN	Adds C Chamfering (0.5 or less) to R.
Radius R Square Corner 	CRN	Replaces R with square corner. <ul style="list-style-type: none"> <li>• Edge may be burred.</li> </ul>