Slide Rails

Load Rating: 355N~2450N / 2 pcs.

Heavy Load, Stainless Steel / Steel

Features: The rails are made of SUS304, which has excellent corrosion resistance. Lockable slide rails in full open state. See App. Example **P.646**.

Stainless Steel, Three-Step

RoHS10

SSRR36
(Lock Mechanism Type)

Rail Disassembly: Possible

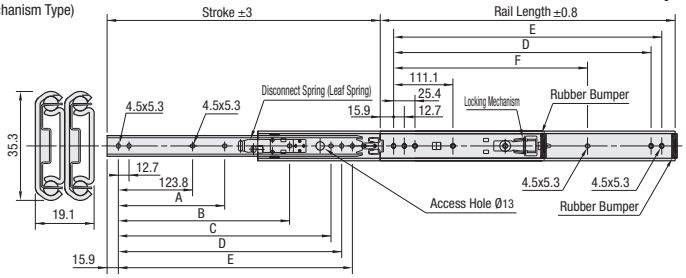

Lock Mechanism
- Rails lock against retract direction when fully pulled out.
- To retract, detach, and remove rails, push the disconnect spring to unlock.
- For internal mechanism, please see **P.646**.

Material: Rail: SUS304
Ball: SUS440C

For how to use access holes, see **P.647**.

Part Number Type	No.	Rail Length	Stroke	A	B	C	D	E	F	Load Rating (N / 2 pcs.)	Unit Price 1 ~ 5 pc(s).	Volume Discount Rate 6~20 pcs.
SSRR36	30	300	322.3	-	-	-	255.5	268.2	-	623		
	35	350	372.3	-	-	292.8	305.5	318.2	-	586		
	40	400	422.3	-	-	342.8	355.5	368.2	244.4	555		
	45	450	472.3	205.5	-	392.8	405.5	418.2	294.4	516		
	50	500	522.3	230.5	357.1	442.8	455.5	468.2	344.4	475		
	55	550	572.3	255.5	407.1	492.8	505.5	518.2	394.4	444		
	60	600	622.3	280.5	457.1	542.8	555.5	568.2	444.4	413		
	65	650	672.3	305.5	507.1	592.8	605.5	618.2	494.4	382		
	70	700	722.3	330.5	557.1	642.8	655.5	668.2	544.4	355		

For horizontal installation, the target value of load rating is 25% (Reference Value).
Use M4 Hex Socket Button Head Cap Screws (☞P.2-212) or Cross Recessed Pan Head Screws (☞P.2-254) to mount the SSRR36 rails.

ex. Example

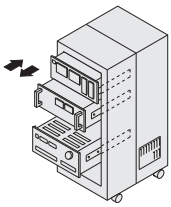

First, separate the rails and mount each rail on the installation units, then reattach the separated rails to the mounted rails.

Features: In addition to high load capacity, Stainless Steel Type excels in corrosion resistance and Steel Type excels in long stroke motion.

Stainless Steel, Two-Step

RoHS10

SSRRH36

Rails: Nondetachable

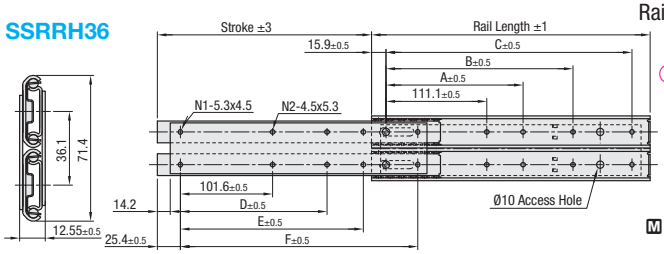

For how to use access holes, see **P.647**.

Material: Rail SUS304
Ball: SUS440C

Steel, Three-Step

RoHS10

SRRH36

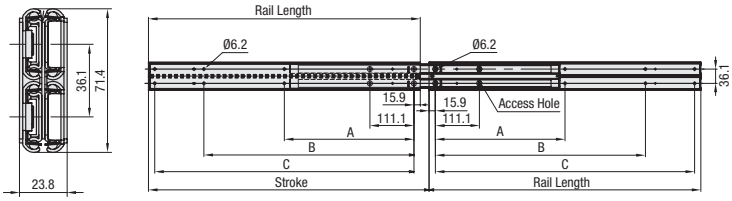

Material : Steel
Surface Treatment : Bright Chromate (Trivalent Chromium)

Part Number Type	No.	Rail Length SSRRH36	Rail Length SRRH36	Stroke SSRRH36	Stroke SRRH36	A	B	C	D	E	F	Load Rating (N / 2 pcs.) SSRRH36	Load Rating (N / 2 pcs.) SRRH36	SSRRH36 Unit Price 1 ~ 5 pc(s).	SSRRH36 Volume Discount Rate 6~20 pcs.	SRRH36 (2 pcs.) Unit Price 1~5 Set(s)	SRRH36 (2 pcs.) Volume Discount Rate 6~20 Sets
SSRRH36	30	304.8	305	227	327	-	149.2	273.0	-	152.8	254.4	1120	2666				
	35	355.6	356	278	378	-	200.0	323.8	-	203.6	305.2	1070	2626				
	40	406.4	406	303	429	-	250.8	374.6	-	254.4	356.0	1020	2538				
	45	457.2	457	354	480	212.7	301.6	425.4	203.2	305.2	406.8	1000	2450				
SRRH36 (Set of 2 pcs.)	50	508	508	367	531	238.1	352.4	476.2	228.6	-	457.6	971	2362				
	55	558.8	559	430	581	263.5	403.2	527.0	254.0	-	508.4	922	2254				
	60	609.6	610	456	632	288.9	454.0	577.8	279.4	-	559.2	873	2146				
	65	660.4	660	468	683	314.3	504.8	628.6	304.8	-	610.0	843	1960				
	70	711.2	711	506	734	339.7	555.6	679.5	330.2	-	660.8	784	1784				

For horizontal installation, the target value of load rating is 25% (Reference Value). Use M4 Hex Socket Button Head Cap Screws (☞P.2-212) or Cross Recessed Pan Head Screws (☞P.2-254) to mount the SSRRH36 rails.
Use M4 Cross Recessed Countersunk Head Screws to mount the SRRH36 rails.

Ordering Example

Part Number
SSRR3630
SSRRH3665
SRRH3670