

Positioning Switches

Shape Selectable/Wide Contact Angle

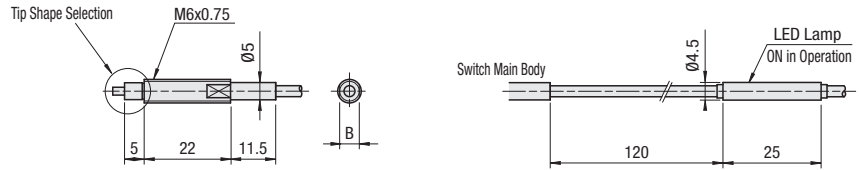
For Mechanical / Electrical Specifications and Precautions for Use, **P.2095**

Shape Selectable (IP65)

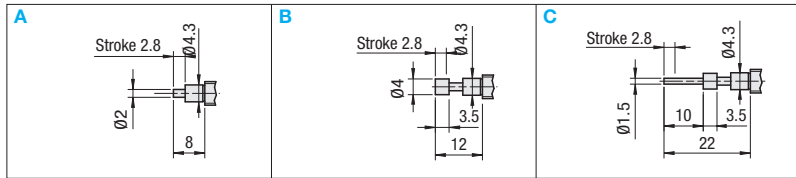
RoHS 10

Force must be applied normal to the switch. (Declination within ±3°)

MSTKD-F N-MSTKD-FD (With LED)



• Tip Shapes



- Use within the contact ratings.
- Do not pull or twist the cable with 30N or more.

Contact Part	Thread	Cable	Accessory
M Material H Hardness M Material			
SUS420	45~50HRC	SUS303	Cable 3m, 2-Conductors Ø3, Oil Resistant Min. Bending Radius R7
			Hex Nut 2 pcs. *M6: Thickness 3.2, Hex Socket 8 *M6: Thickness 3.2, Hex Socket 10

Part Number		Stroke	Operating Point	Contact Force N	Contact Logic	B	MSTKD-F		N-MSTKD-FD	
Type	Tip Shape						Unit Price	Volume Discount Rate	Unit Price	Volume Discount Rate
MSTKD-F	A	2.8	From Tip 0.3	1	NO (Normally Open)	5	1 ~ 9 pc(s).	10~20	1 ~ 9 pc(s).	10~20
N-MSTKD-FD	B									
	C									

Features: Force can be applied from all angles with the ball bearing in the tip.

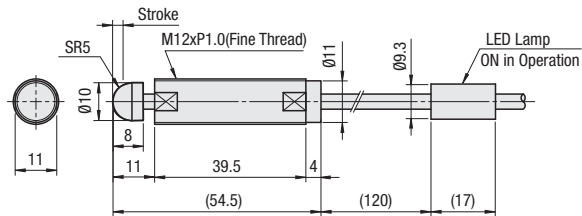
For Mechanical / Electrical Specifications and Precautions for Use, **P.2095**

Wide Contact Angle (IP65)

RoHS 10

Suitable for detecting sliding objects, rotating objects, offset or pivoting objects.

N-MSTKE (With LED)



- Use within the contact ratings.
- Do not pull or twist the cable with 30N or more.

Contact Part	Thread	Cable	Accessory
M Material H Hardness M Material			
SUS440C	50~55HRC	SUS303	Cable 2m, 2-Conductors Ø4, Oil Resistant Min. Bending Radius R7
			Hex Nut 2 pcs. (Thickness 3, Hex Socket 17)

Part Number	Stroke	Operating Point	Contact Force N	Contact Logic	Unit Price	Volume Discount Rate
N-MSTKE	2.8	0.3 from Tip (Repeatability 0.005)	1.5	NO (Normally Open)	1 ~ 9 pc(s).	10~20



Ordering Example

Part Number

MSTKD-FB
N-MSTKD-FDB