Note that, for some of the types shown here, order might be unable to be received by the MISUMI Malaysia, Indonesia and/or India offices.

Mega-Pixel CCTV Lenses / Height Adjustment Screw Set for Post Clamps / Rear Converter / Setscrews

■Features: The Mega-Pixel Type with little distortion is also available. This type is equipped with resolution equivalent to those of 1 million-pixel cameras. For selection, see **P.2028**

■Mega-Pixel CCTV Lenses
■CCTV Lenses

RoHS10

MLCV
LCV

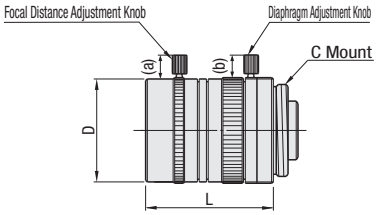

M Material: Aluminum (Body)
S Surface Treatment: Black Anodize (Body)

■Mega-Pixel CCTV Lenses

Part Number Type	No.	Focal Distance	Aperture (FNO)	Max. applicable CCD	WD (Shooting Distance) (mm)	TV Distortion	Filter Screw Dia. (MxPitch)	L	D	(a)	(b)	Weight g	Unit Price 1 ~ 4 pc(s).	Volume Discount Rate 5 ~ 20 pcs.
MLCV	6	6	1.4~close	1/2 inch	200~∞	-0.96%	30.5x0.5	37.5	32	5.8	5.6	65		
	8	8	1.4~close	2/3 inch	100~∞	-0.10%	30.5x0.5	28.2	33.5	4.7	4.5	63		
	12	12	1.4~close	2/3 inch	150~∞	-0.10%	30.5x0.5	28.2	33.5	4.7	4.5	62		
	16	16	1.4~close	2/3 inch	300~∞	-0.10%	30.5x0.5	28.2	33.5	5.8	5.6	60		
	25	25	1.4~close	2/3 inch	250~∞	-0.30%	25.5x0.5	31.5	29	5.8	5.6	45		
	35	35	2.0~close	2/3 inch	250~∞	-0.02%	25.5x0.5	38.5	29	5.8	5.6	55		
	50	50	2.8~close	2/3 inch	500~∞	-0.20%	25.5x0.5	38.5	29	5.8	5.6	55		

For orders larger than indicated quantity, please check with WOS.

■CCTV Lenses

Part Number Type	No.	Focal Distance	Aperture (FNO)	Max. applicable CCD	WD (Shooting Distance) (mm)	TV Distortion	Filter Screw Dia. (MxPitch)	L	D	(a)	(b)	Weight g	Unit Price 1 ~ 4 pc(s).	Volume Discount Rate 5 ~ 20 pcs.
LCV	6	6	1.4~close	1/2 inch	200~∞	-1.60%	27x0.5	30.0	30	5	5.3	60		
	8	8	1.3~close	2/3 inch	200~∞	-1.90%	25.5x0.5	34.5	29	5	5.3	60		
	12	12	1.4~close	1/2 inch	300~∞	-0.30%	27x0.5	34.5	30	5	5.3	60		
	16	16	1.4~close	2/3 inch	400~∞	-0.60%	27x0.5	24.5	30	5	5.3	40		
	25	25	1.4~close	2/3 inch	500~∞	-0.60%	27x0.5	24.5	30	5	5.3	45		
	35	35	1.9~close	2/3 inch	500~∞	0.08%	27x0.5	29.0	30	5	5.3	50		
	50	50	1.8~close	2/3 inch	1000~∞	0.20%	30.5x0.5	37.0	32	5	5.3	60		

*(a)(b) dimensions are the reference height for when the knob is fixed. Can be used for CCDs other than the most optimal CCD, but four corners of images may be slightly clipped (Vignetting). For orders larger than indicated quantity, please check with WOS.

■Rear Converter

RoHS10

LRC (Magnification x2)

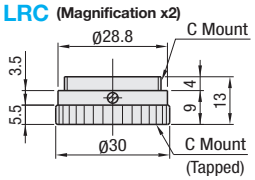

M Material: Aluminum (Body)
S Surface Treatment: Black Anodize (Body)

Part Number	Unit Price 1 ~ 4 pc(s).	Volume Discount Rate 5 ~ 20 pcs.
LRC		

For orders larger than indicated quantity, please check with WOS.

Magnification can be increased without changing the shooting distance by attaching this lens between the lens and CCD camera (Magnification x2).
The field of view becomes narrower (See **P.2028** Table 1.)
Use by putting it between the CCD camera and C mounting sides of all the lenses / auto macro rings.

■**Features:** Fits the inch tapped thread on CCD cameras. Can be used to mount the camera on solid objects.

■Setscrews

RoHS10

LCK

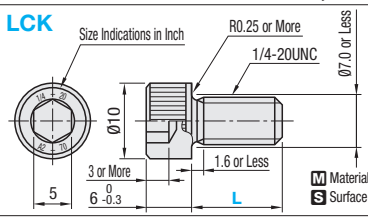

M Material: SUSXM7
S Surface Treatment: Passivated

Part Number Type	L	Unit Price 1 ~ 3 pack(s).	Volume Discount Rate 4 ~ 8 packs.	9 ~ 30 packs.
LCK	8			
	12			

Sold by the package (A package contains 5 pieces)
For orders larger than indicated quantity, please check with WOS.

Caution: The size of hex socket is equivalent to M6.
When tightening, use hex wrench for M6.

■**Features:** Mounts below Post Clamps to provide easy manual height adjustments (Max. recommended stroke 5mm). Best suited for camera and sensor position adjustments. Details: **P.2170**

■Height Adjustment Screw Set for Post Clamps

RoHS10

Type W/ Double Nuts	Type W/O Double Nuts	M Material Main Body	M Material Nut	S Surface Treatment	A Accessory
CLAWM	CLAJM	S45C	SUM23	Electroless Nickel Plating	Hex Socket Head Cap Screw (Stainless Steel)
CLAWB	CLAJB	Equivalent	Equivalent	Black Oxide	Hex Socket Head Cap Screw

CB screws for Black Oxide products, SCB for Electroless Nickel Plated products.

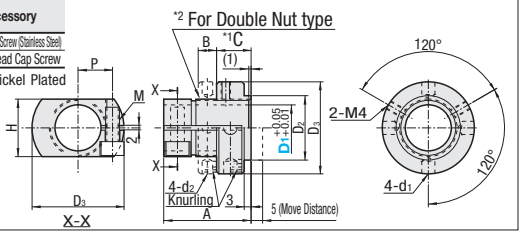

Part Number Type W/ Double Nuts	Part Number Type W/O Double Nuts	D1		A	B	C	H	P	D2	D3	M	d1	d2	Move Distance	Included Screws	Unit Price W/ Double Nuts CLAWM	W/ Double Nuts CLAWB	W/O Double Nuts CLAJM	W/O Double Nuts CLAJB
CLAWM CLAWB	CLAJM CLAJB	10	+0.05 +0.01	30	6	11	14	9.5	16	28	4	4.6	3.4	5	M4 - 8, 1pc.				
		12		31		12	16	10	18	30					M4 - 10, 1pc.				
		15		33		13	20	12	22	35	5				M5 - 12, 1pc.				
		20		38	8	15	25	15	28	40	6	5.7	4.6		M6 - 15, 1pc.				
		25		40		17	30	17	34	45					M6 - 18, 1pc.				
		30		46		19	36	21	40	55	8	6.8	5.7		M8 - 20, 1pc.				

*1 Shows the nut portion protruding 1mm from the main body.
*2 When "W/O Double Nuts" is selected, double nut is not included.
D1 tolerance is for before the slit machining. Set screw is not included. Recommended tolerances of fitting shafts for D1: g6, f8.

Ordering Example

Part Number
MLCV50
LCV12
LRC
LCK8
CLAJM20