Locating Pins for Grippers / Plate Centering Pins

Features: Can be used for attaching Gripper.

For Grippers Locating Pins

Material	Surface Treatment	Type: Stepped	Type: Counterbored	Type: Tapped
S45C Equivalent	Electroless Nickel Plating	IPMA	IPZA	IPTA
SUS304	-	SIPMA	SIPZA	SIPTA

6.3/(1.6/)

• Stepped

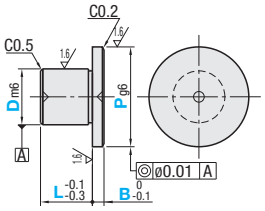

• Counterbored

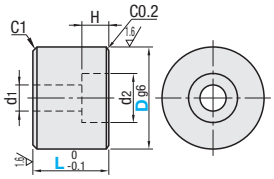

• Tapped

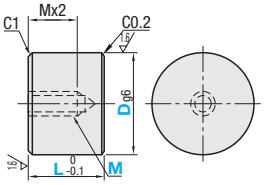

Center holes may disappear depending dimension B. SUS304 may not be polished and may have no centering hole.

RoHS10

Stepped

Part Number: Type	D	0.1mm Increment: P	L	B	Unit Price: IPMA	SIPMA
IPMA SIPMA	5	6.0~15.0	5.0~10.0	1.0~10.0		
	6	7.0~20.0				
	8	10.0~20.0				
	10	12.0~25.0				
	12	16.0~32.0				

Counterbored

Part Number: Type	No.	0.1mm Increment: D	L	d1	d2	H	Unit Price: IPZA	SIPZA
IPZA SIPZA	3	10.0~15.0	5.0~30.0	3.5	6.5	3.5		
	4	10.0~32.0	6.0~30.0	4.5	8	4.5		
	5	12.0~32.0	7.0~30.0	5.5	9.5	5.5		

Tapped

Part Number: Type	M	0.1mm Increment: D	L	Unit Price: IPTA	SIPTA
IPTA SIPTA	3	10.0~20.0	3.0~30.0		
	4	10.0~32.0			
	5	12.0~32.0			

* When L is less than Mx4, the tapped hole or pilot hole for tapping may go through.

Ordering Example

Stepped

Part Number - P - L - B
IPMA8 - P13.0 - L9.0 - B1.5

Counterbored, Tapped

Part Number - D - L
IPZA4 - D17.0 - L7.0

ex

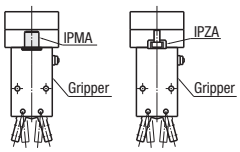

Plate Centering Pins

Material	Surface Treatment	Part Number
S45C Equivalent	Electroless Nickel Plating	CMPA
S45C Equivalent	Black Oxide	BCMPA
SUS304	-	SCMPA

SUS304 may not be polished and may have no centering hole.
Center holes may disappear depending dimension B.

RoHS10

6.3/(1.6/)

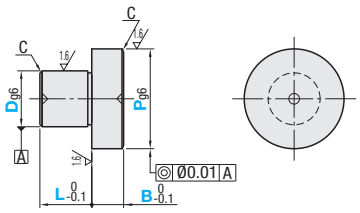

Part Number	0.1mm Increment: D	P	L	B	C	Unit Price: CMPA	BCMPA	SCMPA
CMPA BCMPA SCMPA	2.0~9.0	3.0~10.0	5.0~20.0	1.0~20.0	0.2			
	9.0~24.0	10.1~25.0		1.5~20.0	0.5			
	15.0~39.0	25.1~40.0		2.0~20.0	1			

D≤P-1 L≤Dx5 B≤Px5

Ordering Example

Part Number - D - P - L - B
CMPA - D5.0 - P7.0 - L9.0 - B1.5

Alterations

Part Number - D - P - L - B - (NTP)
CMPA - D6.0 - P7.0 - L9.0 - B1.5 - NTP

Alteration Code	Removal Tap: NTP
Spec.	Adds a tap on P dimension part.

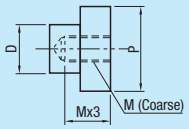

Ordering Code NTP

D	M (Coarse)
6.0~10.0	M3
10.1~15.0	M4
15.1~20.0	M5
20.1~28.0	M6
28.1~39.0	M8

Applicable when D≥6.0.
When L+B≤Mx5, the pilot hole of tapped may go through.

ex Example

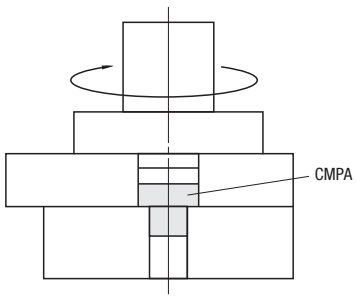

Applicable to center alignment of thin objects.