

Pulleys and Idlers for Stainless Steel Belts

Crowned

■ Features: Crowned pulleys and idlers dedicated for stainless steel belts.

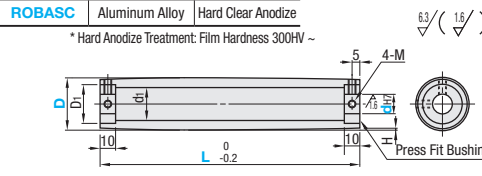
■ Pulleys for Stainless Steel Belts
Crowned



RoHS 10

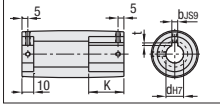
Type	Material	Surface Treatment
ROBASC	Aluminum Alloy	Hard Clear Anodize

* Hard Anodize Treatment: Film Hardness 300HV ~



Ⓜ The crown height (H dim) for meandering suppression is adjusted based on D dims. and L dims.

■ Keyway Shape



■ New JIS (B1301)
Keyway Dimensions

Nominal	d1	buse	t	Tolerance
N15	15	5	±0.0150	2.3 +0.1 0
N20	20	6	±0.0180	2.8
N25	25	8	±0.0180	3.3 +0.2 0
N30	30	10	±0.0215	
N35	35	12	±0.0215	
N40	40	12	±0.0215	

Part Number	D	Round Hole + Tap	d1	D1	Round Hole + Tap	Keyway + Tap
ROBASC	50	15	N15	27	40	M4
		20	N20			M5
		25	N25			M6
	60	20	N20	32	45	M5
		25	N25			M6
		30	N30			M6
	70	20	N20	35	50	M5
		25	N25			M6
		30	N30			M6
	75	25	N25	40	55	M8
		30	N30			M8
		35	N35			M8
	80	25	N25	41	55	M6
		30	N30			M8
		35	N35			M8
	100	30	N30	45	60	M6
		35	N35			M8
		40	N40			M8

Ordering Example: Part Number - d - L
ROBASC50 - 20 - L100

Ⓜ When Keyway machining is specified as L<50, K will be K=20.

D	Body Price												Keyway Machining Charge (Body Price +)	
	L40	L50	L60	L70	L80	L90	L100	L110	L120	L130	L140	L150		L160
50														
60														
70														
75														
80														
100														

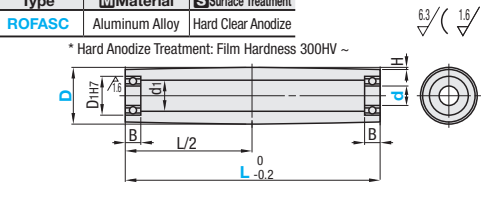
■ Idlers for Stainless Steel Belts
Crowned



RoHS 10

Type	Material	Surface Treatment
ROFASC	Aluminum Alloy	Hard Clear Anodize

* Hard Anodize Treatment: Film Hardness 300HV ~



Ⓜ The crown height (H dim) for meandering suppression is adjusted based on D dims. and L dims.

Ordering Example: Part Number - d - L
ROFASC50 - 20 - L100

Part Number	D	d	10mm Increment L	d1	Bearing Dimension		
Type	D	d	L	No.	D1	B	B
ROFASC	50	10	40~160	22	B6200ZZ	30	9
		12			B6001ZZ	28	8
		15			B6902ZZ	28	7
		20			B6904ZZ	32	7
	60	25		B6905ZZ	42	9	
		12		B6201ZZ	32	10	
		15		B6002ZZ	32	9	
		20		B6904ZZ	37	9	
	70	25		B6905ZZ	42	9	
		30		B6906ZZ	47	9	
		15		B6002ZZ	32	9	
		20		B6904ZZ	37	9	
	75	25		B6905ZZ	42	9	
		30		B6906ZZ	47	9	
		20		B6904ZZ	37	9	
		25		B6905ZZ	42	9	
	80	30		B6906ZZ	47	9	
		35		B6907ZZ	55	10	
		25		B6205ZZ	52	15	
		30		B6006ZZ	55	13	
	100	35		B6907ZZ	55	10	
		40		B6008ZZ	68	15	
		30		B6006ZZ	55	13	
		35		B6907ZZ	55	10	

D	Body Price												
	L40	L50	L60	L70	L80	L90	L100	L110	L120	L130	L140	L150	L160
50													
60													
70													
75													
80													
100													