

Economy Pulleys for Flat Belts with Urethane

Crowned, Crosspiece Groove Straight

Width L=110 ~ 500

■ **Features:** Compared with conventional products, price reductions have been realized.



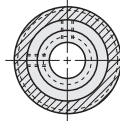
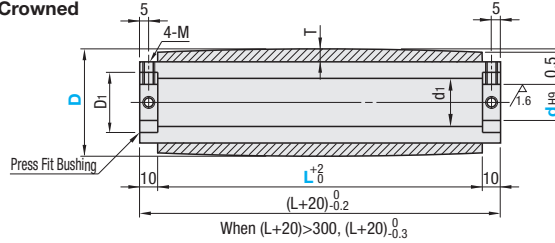
RoHS10

Type		Material		Hardness
Crowned	(Crosspiece Groove Straight)	Core	Lining	
RWBCU	RWBMU	Aluminum Alloy	Urethane (Natural Color)	Shore A90
RWBCG	RWBMG			Shore A70

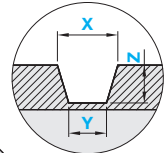
6.3 / (1.6 /)

⚠ Urethane is heat-bonded on the outer circumference of the core material.

Crowned

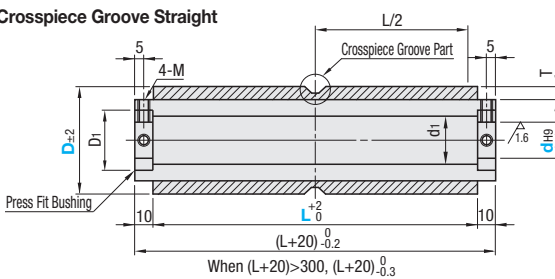


Crosspiece Groove Part

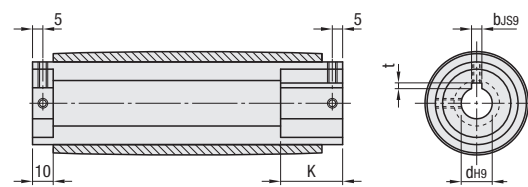


X ≥ Y
⚠ For Crosspiece Groove Part Dimensions, see "Pulley, Idler Relief Dimensions", P.1363

Crosspiece Groove Straight



Keyway Shape



■ New JIS (B1301) Keyway Dimensions

Nominal	dH9	bJS9	t Tolerance
N10	10	3	±0.0125
NK10	10	0	1.4
N12	12	4	±0.0150
N20	20	6	2.8
N25	25	8	±0.0180
N30	30	10	3.3
N35	35	0	±0.2

Part Number Type	D	dH9		10mm Increment L	1mm Increment			Urethane Thickness T	Keyway Length K	d1	D1	M	
		Round Hole + Tap	Keyway + Tap		X	Y	Z						
Crowned RWBCU RWBCG	28	8	-	110-500	-	-	-	5	-	10	12	M3	
	38	12	N12		-	-	-	5	25	20	22		
		15	-		-	-	-	-	10	25	20		22
Crosspiece Groove Straight RWBMU RWBMG	48	*10	*N10, *NK10		-	7-15	7-12	4-7	5	30	30	32	M5
		*15	-		-	-	-	-	10	30	30	32	
	58	*20	*N20		-	-	-	-	10	30	30	32	
		*25	-	-	7-15	7-12	4-7	10	-	30	32		
78	*25	*N25	-	-	-	-	10	30	50	52	M6		
	*30	*N30	-	-	-	-	-	-	-	-	-		
	*35	*N35	-	-	-	-	-	-	-	-	-		

⚠ Urethane may discolor over time, but there is no effect on properties.

⚠ Specify NK10 when Keyway + Tap with shaft bore dia. 10 and keyway width 4.0mm (height 1.8mm) is desired.



■ Crowned

Part Number - d - L
RWBCU58 - N20 - 320

■ Crosspiece Groove Straight

Part Number - d - L - X - Y - Z
RWBMG48 - 15 - 120 - X8 - Y7 - Z5

D	Body Price												Keyway Machining Charge (Body Price +)			
	Crowned						Crosspiece Groove Straight									
	RWBCU						RWBCG									
	L110-150	L160-200	L210-250	L260-300	L310-350	L360-400	L410-450	L460-500	L110-150	L160-200	L210-250	L260-300	L310-350	L360-400	L410-450	L460-500
28																
38																
48																
58																
78																

D	Body Price												Keyway Machining Charge (Body Price +)			
	RWBMU						RWBMG									
	L110-150	L160-200	L210-250	L260-300	L310-350	L360-400	L410-450	L460-500	L110-150	L160-200	L210-250	L260-300	L310-350	L360-400	L410-450	L460-500
48																
58																
78																