

Idlers for Flat Belts Width T=6 ~ 32

Flanged, Crowned

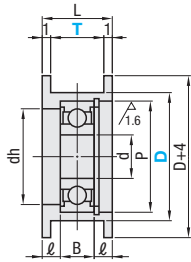


Type		Material	Surface Treatment	Material Bearing	Accessory
Flanged	Crowned				
HBG	HBGC	S45C Equivalent	Black Oxide	Steel	Retaining Ring (SUS304)
HBGM	HBGCM		Electroless Nickel Plating		
HBGA	HBGCA	Aluminum Alloy	Clear Anodize		
HBGS	HBGCS	SUS304	-	Stainless Steel	
HBGP	-	Polycetal	-	Steel	

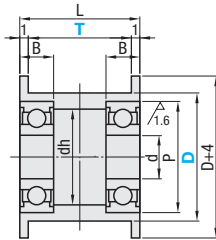
* Bearing Accuracy: JIS B1514 Class 0
 ⚠ Bearings are press-fit.
 ⚠ Bearings cannot be disassembled.

6.3 / (1.6 /)

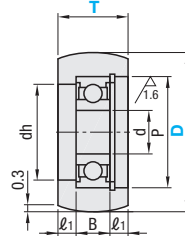
Flanged Type
T=6, 11



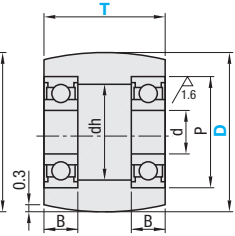
T=16, 21, 27, 32



Crowned
T=11



T=16, 21, 27, 32

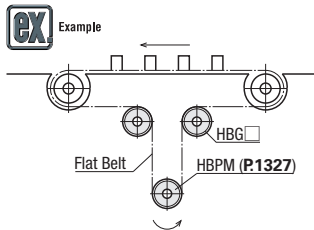


RoHS 10

Part Number	Type	T	P	dh	ℓ	ℓ ₁	L	Bearing		Unit Price													
								No.	d	B	HBG	HBGM	HBGA	HBGS	HBGP	HBGC	HBGCM	HBGCA	HBGCS				
Flanged Type HBG HBGM HBGA HBGS HBGP (Applicable to * only)	15	6 ¹	11	9	2	-	8	694ZZx1	4	4													
	20		16	13	1.5	-		625ZZx1	5	5													
	20		16	13	4	3		625ZZx1	5	5													
	Crowned HBGC HBGCM HBGCA HBGCS	*25	11	19	16	3.5	2.5	13	626ZZx1	6	6												
		*30		19	17				698ZZx1	8	8												
		15		11	9				685ZZx2	5	5												
		Crowned HBGC HBGCM HBGCA HBGCS	20	16	16	13			18	625ZZx2	6	6											
			25		19	16				626ZZx2	6	6											
			*30		19	17				698ZZx2	8	8											
			Crowned HBGC HBGCM HBGCA HBGCS	35	21	26	23			23	6000ZZx2 (6900ZZx2)*	10	8 (6)										
				*40		26	23				6000ZZx2	10	8										
				15		11	9				685ZZx2	5	5										
Crowned HBGC HBGCM HBGCA HBGCS				20	27	16	14			29	688ZZx2	8	6										
				25		19	17				698ZZx2	8	6										
				*30		19	17				698ZZx2	8	6										
	Crowned HBGC HBGCM HBGCA HBGCS			40	32	26	23			34	6000ZZx2	10	8										
				50		28	25				6001ZZx2	12	8										
				15		11	9				685ZZx2	5	5										
		Crowned HBGC HBGCM HBGCA HBGCS		20	32	16	14			34	688ZZx2	8	6										
				25		19	17				698ZZx2	8	6										
				*30		19	17				698ZZx2	8	6										
			Crowned HBGC HBGCM HBGCA HBGCS	40	32	26	23			34	6000ZZx2	10	8										
				50		28	25				6001ZZx2	12	8										
				15		11	9				685ZZx2	5	5										

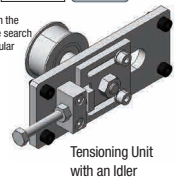
⚠ For detailed bearing dimensions, see P989, 991. ⚠ HBGP is only applicable to sizes marked with *. ⚠ T=6 is not available for Crowned.
 ⚠ *2 Values in () are Bearing Dimensions when T=16 and D=35 or 40 for Crowned.

Ordering Example	Part Number	T
	HBG15	6
	HBGCS50	21



Combination of these app. examples can be selected on our website. Details of this selection process #P87 e-Catalog Search Keyword #MA612 Search

* Enter the search keyword in the search box on e-Catalog. The search result will be shown in "Modular Assembler" area.



Tensioning Unit with an Idler

Alterations	Part Number	T	(FC, KLC, KFC, TC)
	HBG15	6	KFC

Alterations Code	Flange Cut FC	One Side Low Flange KLC	One Flange Type KFC	Flange Thickness TC									
Spec.	<p>Lowfers the flange by cutting. FC: 0.5mm Increment</p> <p>⚠ Us-FC-D+4 ⚠ Binding Code FC30.5 ⚠ Not applicable to Crowned.</p>	<p>Lowfers the flange on one side.</p> <p>⚠ Not applicable to Crowned. ⚠ Cannot be combined with Alteration KFC</p>	<p>Cuts off the flange on the right side of the drawing.</p> <p>⚠ Not applicable to Crowned. ⚠ Cannot be combined with Alteration KLC ⚠ Combine FC and KFC when Flange Cut + One Flange is desired.</p>	<p>Machines flange thickness to 0.5mm. L dimension becomes 1mm shorter.</p> <p>⚠ 2 dimensions are changed in the following models.</p> <table border="1"> <thead> <tr> <th>Part Number</th> <th>ℓ₂</th> <th>ℓ₃</th> </tr> </thead> <tbody> <tr> <td>HBG15-6</td> <td>1</td> <td>2</td> </tr> <tr> <td>HBG20-6</td> <td>0.4</td> <td>1.6</td> </tr> </tbody> </table>	Part Number	ℓ ₂	ℓ ₃	HBG15-6	1	2	HBG20-6	0.4	1.6
Part Number	ℓ ₂	ℓ ₃											
HBG15-6	1	2											
HBG20-6	0.4	1.6											