


Plastic Chain Conveyors

Dual Track, Head Drive, 3-Groove Frame (Sprocket Dia. 57mm)

Features: Since there are two rows of conveyor surfaces, sensors and stoppers can be mounted in between the belts. Use of Plastic Chains prevents scratches, and makes for easy maintenance.



	Frame	Motor Cover	Pulley Holder	Plastic Chain
M Material	Aluminum	SPCC	A5052	Polyacetal
S Surface Treatment	Clear Anodize	Paint	Gold Anodize	-

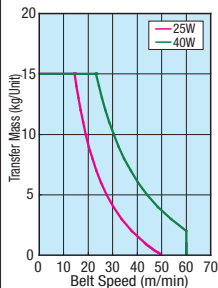
Gearhead Reduction Ratio

*May decrease depending on load condition.

Gearhead Reduction Ratio	Belt Speed (m/min)	
	50Hz	60Hz
5	53.7	64.4
7.5	35.8	43.0
9	29.8	35.8
12.5	21.5	25.8
15	17.9	21.5
18	14.9	17.9
25	9.0	12.9
30	7.5	9.0
36	6.4	7.5
50	5.4	6.4
60	4.5	5.4
75	3.6	4.3
90	3.0	3.6
100	2.7	3.2
120	2.2	2.7
150	1.8	2.1
180	1.5	1.8

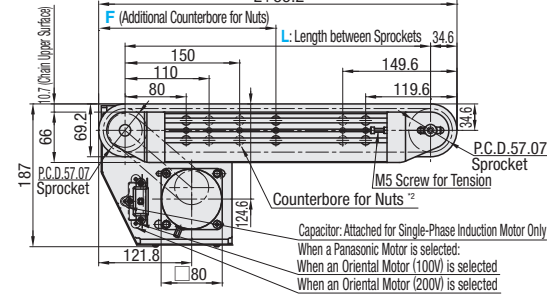
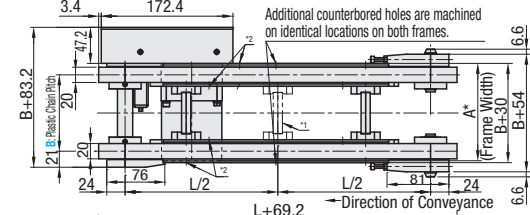
Conveying Capacity

* Reference Value

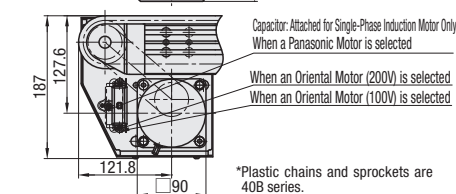
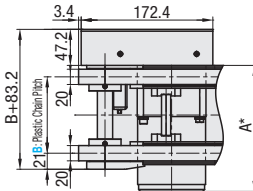


CVSPA

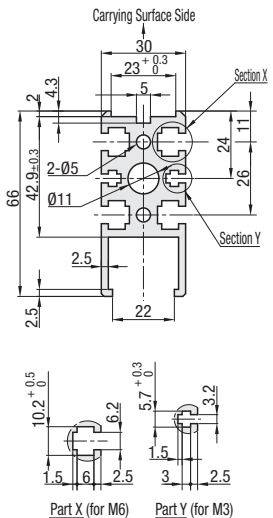
25W Motor Type



40W Motor Type



Frame Cross Section and Enlarged View (Symmetrical)



Compatible with JIS standard hex nuts.

*1: When L ≥ 1005, joint mounted

*2: When L ≤ 505, counterbores for the nuts will not be provided. However, each slot has 3 pre-inserted nuts provided.

A Dimension Details

Output (W)	Motor		Reduction Ratio	A
	Specification	Manufacturer		
25W	Induction Motor	Panasonic	5-180	115.0
		Oriental	5-18	117.0
	Variable Speed Motor	Oriental	25-180	127.5
		Oriental	5-18	127.0
40W	Induction Motor	Panasonic	5-180	142.0
		Oriental	5-18	147.0
	Variable Speed Motor	Oriental	25-180	165.0
		Oriental	5-18	157.0
		Oriental	25-180	175.0

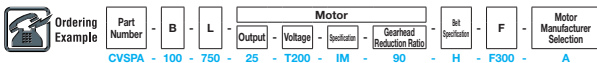
Part Number	B 10mm Increment	L 5mm Increment	Motor		Output (W)	Voltage (V)	Specification	Gearhead Reduction Ratio	Belt Specification	F (Additional Counterbores) 5mm Increment	Motor Manufacturer Selection *The prices vary by manufacturer.				
			IM (Induction Motor)	SCM (Variable Speed Motor)											
CVSPA	80-300	300-3000	25	40			TA115 (Single-phase)	5 7.5 9 12.5 15 18 25 30 36 50 60 75 90 100 120 150 180	H (General Purpose) D (Conductive, Black) J (No Belt)	205 < F < L - 105 *When not specified, there will be no additional counterbores.	A (Panasonic Motor) B (Oriental Motor) *SCM (Variable Speed Motor) is not selectable for A. R (No Motor, Gearhead)				
												IM (Induction Motor)	NH (No Gearhead)		
														NM (No Motor)	NH (No Gearhead)

- Connect the motor so that the chain rotates in the direction of conveyance. For connection diagram, and details of motor and motor driver, see P. 1267 onward. For belt details, see P. 1279 onward.
- When "No motor, gearhead" is selected, the motor mounting hole pitch will vary depending on the motor's power rating. Please see Technical Information in our Conveyor Selection web site for the dimension details.
- When "No motor, gearhead" is selected, this unit will be delivered unassembled. The customer is to assemble the unit according to the included assembly instructions. See our Conveyor Selection site for assembly procedures and packaging details.
- Since plastic chain is subject to abrasion and produces dust during use, it is not suitable for the use in the clean room. This, however, does not affect functionality of conveyance.

Part Number	B	Body Price 1 - 2 pc(s).																							
		L300-450	L455-500	L505-600	L605-700	L705-800	L805-900	L905-1000	L1005-1100	L1105-1200	L1205-1300	L1305-1400	L1405-1500	L1505-1600	L1605-1700	L1705-1800	L1805-1900	L1905-2000	L2005-2500	L2605-2700	L2705-2800	L2805-2900	L2905-3000		
CVSPA	80-100																								
	110-200																								
	210-300																								

For orders larger than indicated quantity, Days to Ship and Price are to be quoted.

Motor, Belt Spec. Price	Motor Output	Specification	A (Panasonic Motor)		B (Oriental Motor)		R (No Motor, Gearhead)	H (Standard)	D (Conductive)	J (No Belt)
			25W	40W	IM	SCM				
	25W	IM								
	40W	SCM								



Motor Position Reversed
 Brackets for Speed Controller Included
 Post-Assembly Insertion Nuts Included
 Motor with Terminal Box
 Stands (Legs)

Ex. For No Motor, Gearhead
 Ex. For No Belt

CVSPA-100-1000-25-NV-NM-NH-H-F300-R
 CVSPA-100-1000-25-T100-IM-5-J-B

Body Price + Price with Motor + Belt Spec. Price = Unit Price

For details of alterations, see P. 1264 onward.