Bearings with Housings - with Positioning Groove

T-Shaped Double Bearings

Type				Material		Surface Treatment
Base Face Type		Key Groove Type				
h Selectable	h Configurable	h Selectable	h Configurable	Bearing	Housing	Housing
BSHWB	BSHWFB	BKHWB	BKHWFB	Steel	S45C Equivalent	Black Oxide
BSHW	BSHWF	BKHW	-			Electroless Nickel Plating
BSHWA	-	BKHWA	-		2000 Aluminum Alloy	Clear Anodize
BSHWSA	-	-	-	Stainless Steel		
BSHWS	-	BKHWS	-		SUS304 Equivalent	-

Bearing Accuracy
JIS B 1514 Class 0

6.3 (1.6)

- * Bearings with Rubber Seals (VV and DD) are all made of steel.
- The surface of the punch marked side and the surface opposite of the punch mark side are the datum (Refer to App. Example).
- Perpendicularity of the punch marked surface and the bottom surface is 0.02.

Base Face Type

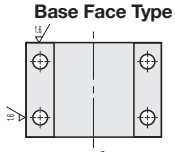

Key Groove Type

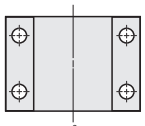

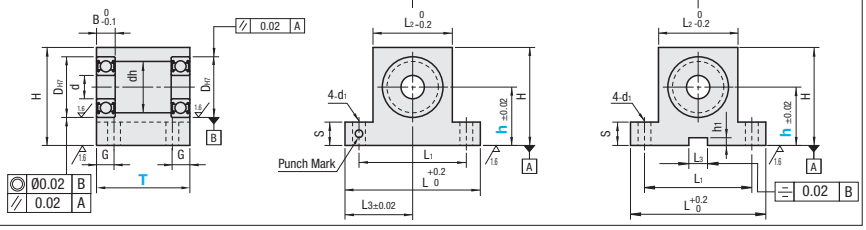

Base Face Type

Part Number			T Selection	h		d	DH7	Tolerance	dh	B	H	L	L1	L2	L3	G	S	d1	Unit Price						
Type	Bearing No.	Seal		Selectable	Configurable 1mm Increment														h Selectable					h Configurable	
																			BSHWB	BSHW	BSHWA	BSHWSA	BSHWS	BSHWFB	BSHWF
h Selectable BSHWB BSHW BSHWA BSHWSA BSHWS	623	ZZ Double Shielded (x1.0)	20 30	15 20 25	-	3	10	+0.015 0	7	4	h+9	36	26	16	18	5	5	4.5				-	-	-	-
	624					4	13	+0.018 0	9	5	h+11	38	28	18	19							-	-	-	-
	605					5	14		10			40	30	20	20							-	-	-	-
	606		25 35	20 25 30	15~30	6	17	+0.021 0	13	6	h+13	47	35	23	23.5	6	10	5.5							
	608					8	22		18	7	h+15	53	41	29	26.5										
	6900				15~40	10			19	6															
	6000	*VV Non-Contact Sealed Rubber Seal (x1.1)	25 40	20 30 40			26		22	8	h+17	58	46	34	29										
	6901				20~40	12	24		21	6	h+16	56	44	32	28										
	6001						28		24	8	h+18	60	48	36	30										
	6902		25 50	30 40 50	20~50	15			25	7							15	6.5							
	6002		30 50		25~50		32	+0.025 0	28	9	h+20	68	54	40	34	7									
h Configurable BSHWFB BSHWF	6903	DD Contact Sealed Rubber Seal (x1.1)	25 50			17	30	+0.021 0	27	7	h+19	64	52	38	32										
	6003		30 50				35		31	10	h+22	70	56	43	35										
	6904		35 50	40 50 60	30~60	20	37	+0.025 0	34	9	h+23	73	59	45	36.5										
	6004		40 50				42		36	12	h+25	82	66	50	41	8		9							
	6005		40 60			25	47		41		h+28	96	76	56	48	10						-	-		
	6006			40 50 80	40~80	30	55	+0.030 0	48	13	h+32	104	84	64	52		20	11				-	-		

Key Groove Type

Part Number			T Selection	h		d	DH7	Tolerance	dh	B	H	L	L1	L2	L3	Tolerance	h1	Tolerance	G	S	d1	Applicable Key Nominal Dimension	Unit Price				
Type	Bearing No.	Seal		Selectable	Configurable 1mm Increment																		h Selectable				h Configurable
																							BKHWB	BKHW	BKHWA	BKHWS	BKHWFB
h Selectable BKHWB BKHW BKHWA BKHWS	623	ZZ Double Shielded (x1.0)	20 30	15 20 25	-	3	10	+0.015 0	7	4	h+9	36	26	16	3	±0.0125	1.4	+0.1 0	5	5	4.5	3x3				-	-
	624					4	13	+0.018 0	9	5	h+11	38	28	18												-	-
	605					5	14		10			40	30	20								4x4				-	-
	606		25 35	20 25 30	10~30	6	17	+0.021 0	13	6	h+13	47	35	23	4	±0.0150	1.8		6	10	5.5						
	608					8	22		18	7	h+15	53	41	29	6		2.8					6x6					
	6900					10			19	6																	
	6000	*VV Non-Contact Sealed Rubber Seal (x1.1)	25 40	20 30 40	20~40		26		22	8	h+17	58	46	34	8	±0.0180	3.3										
	6901					12	24		21	6	h+16	56	44	32								8x7					
	6001						28		24	8	h+18	60	48	36													
	6902		25 50	30 40 50	25~50	15			25	7										15							
	6002		30 50				32	+0.025 0	28	9	h+20	68	54	40	10			+0.2 0	7		6.5						
h Configurable BKHWFB	6903	DD Contact Sealed Rubber Seal (x1.1)	25 50			17	30	+0.021 0	27	7	h+19	64	52	38								10x8					
	6003		30 50				35		31	10	h+22	70	56	43													
	6904		35 50	40 50 60	35~60	20	37	+0.025 0	34	9	h+23	73	59	45													
	6004		40 50				42		36	12	h+25	82	66	50					8		9						
	6005		40 60			25	47		41		h+28	96	76	56	12	±0.0215						12x8			-		
	6006			40 50 80	40~80	30	55	+0.030 0	48	13	h+32	104	84	64					10						-		

- The price of sealed VV and DD are the price shown in the table multiplied by 1.1.
- * No. 623, 624, 605 and 606 are not available for VV (Non-contact Sealed).

Ordering Example

Part Number						
Type	Bearing	Seal	-	T	-	h
BSHW	6000	ZZ	-	25	-	30
BSHWFB	6900	VV	-	25	-	25

Example Base Face Type App. Example

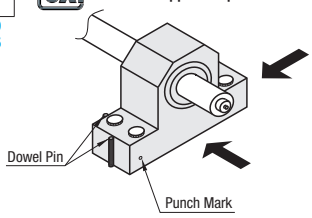

Alterations

Part Number	-	T	-	h	-	(NA, KCC, KKC)
BSHWF6000ZZ	-	25	-	35	-	KKC

Alterations	Bearings Not Assembled	C2 Chamfer	C Chamfer
Code	NA	KCC	KKC
Spec.	Bearings are shipped unassembled to the housing.	C2 chamfer is done on the top edge surface.	C chamfer (45°) is done on both top edge corners. Ordering Code KKC 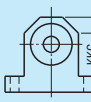 d / KKC: 3~8 / 5; 10~20 / 10; 25, 30 / 12

- Applicable to h Configurable Type only.