Cantilever Shafts

Piloted Thread with Threaded Ends

■Standard

RoHS10

Type: Thread Length Fixed	Type: Thread Length Configurable	M Material	S Surface Treatment
FXCC	FXNCC	S45C Equivalent	Black Oxide
PFXCC	PFXNCC		Electroless Nickel Plating
SFXCC	SFXNCC	SUS304	-

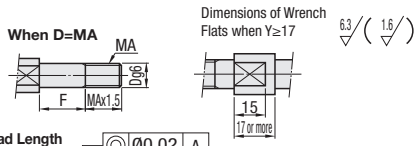

Thread Length Fixed

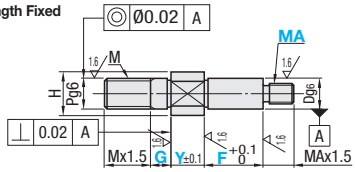

Thread Length Configurable

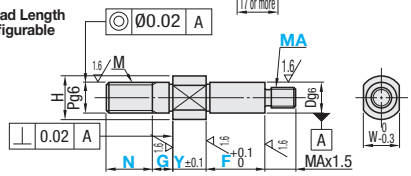

This type may have centering holes depending on dimensions.
Refer to the table on the next page for thread undercut dimensions.

Part Number Type	No.	Dg6		1mm Increment Y	F	G	N	MA (Coarse) Selection	Pg6	M (Coarse)	H	W	Unit Price Thread Length Fixed FXCC	PFXCC	SFXCC	Thread Length Configurable FXNCC	PFXNCC	SFXNCC
Thread Length Fixed FXCC PFXCC SFXCC / Thread Length Configurable FXNCC PFXNCC SFXNCC	3	3	-0.002 -0.008	2~30	3~ 50	3~ 8	3~ 6	3	3	M 3	7	5			-		-	-
	3A										11	9						
	4	4	-0.004 -0.012				4~ 8	3 4	4	M 4	8	6			-		-	-
	4A										12	10						
	5	5					5~10	3 4 5	5	M 5	9	7			-		-	-
	5A										13	11						
	6	6		2~60	5~100	5~10	6~12	4 5 6	6	M 6	10	8			-		-	-
	6A										14	12						
	8	8	-0.005 -0.014				8~16	5 6 8	8	M 8	12	10			-		-	-
	8A										16	14						
	10	10					10~20	6 8 10	10	M10	15	13			-		-	-
	10A										20	17						
	12	12	-0.006 -0.017		10~150	5~15	12~24	6 8 10 12	12	M12	17	14						
	13	13									18	15						
	15	15						8 10 12 (15)			20	17						
	16	16									21	18						
	17	17				5~20		10 12 (15) 16			23	20						
	18	18																
	20	20	-0.007 -0.020	4~60			20~40	10 12 (15) 16 20	20	M20	26	24						
	20A								16	M16								
	22	22							20	M20	28	25						
	22A								16	M16								
	25	25						10 12 (15) 16 20 24 (25)	20	M20	31	27						
	25A								16	M16								
	30	30						12 (15) 16 20 24 (25) 30	20	M20	36	32						
	30A								16	M16								

MA dimensions with ( ) (M15 and M25) are Fine Thread. Specify MSC instead of MA.
N is available for Thread Length Configurable Type only.

■Stepped

RoHS10

Type	M Material	S Surface Treatment
FXDC	S45C Equivalent	Black Oxide
PFXDC		Electroless Nickel Plating
SFXDC	SUS304	-

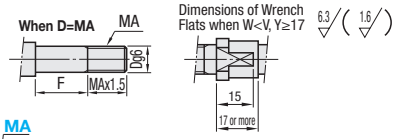

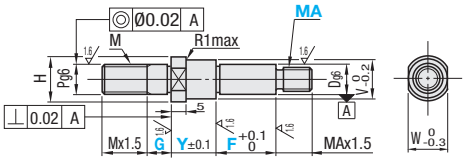

This type may have centering holes depending on dimensions.
Refer to the table on the next page for thread undercut dimensions.

Part Number Type	No.	Dg6		1mm Increment Y	F	G	MA (Coarse) Selection	Pg6	M (Coarse)	V	H	W	Unit Price FXDC	PFXDC	SFXDC
FXDC PFXDC SFXDC	3	3	-0.002 -0.008	7~30	3~50	3~ 8	3	3	M 3	5	7	5			
	3A									9	11	9			
	4	4	-0.004 -0.012				3 4	4	M 4	6	8	6			
	4A									10	12	10			
	5	5					3 4 5	5	M 5	7	9	7			
	5A									11	13	11			
	6	6		7~60	5~75	5~10	4 5 6	6	M 6	8	10	8			
	6A									12	14	12			
	8	8	-0.005 -0.014				5 6 8	8	M 8	10	12	10			
	8A									14	16	14			
	10	10					6 8 10	10	M10	13	15	13			
	10A									18	20	17			
	12	12	-0.006 -0.017		10~75	5~15	6 8 10 12	12	M12	15	17	14			
	13	13								16	18	15			
	15	15					8 10 12 (15)			18	20	17			
	16	16								19	21	18			
	17	17				5~20	10 12 (15) 16			20	23	20			
	18	18								21					
	20	20	-0.007 -0.020	7~60			10 12 (15) 16 20	20	M20	24	26	24			
	20A							16	M16						
	22	22						20	M20	26	28	25			
	22A							16	M16						
	25	25					10 12 (15) 16 20 24 (25)	20	M20	29	31	27			
	25A							16	M16						
	30	30					12 (15) 16 20 24 (25) 30	20	M20	34	36	32			
	30A							16	M16						

MA dimensions with ( ) (M15 and M25) are Fine Thread. Specify MSC instead of MA.
When W<V, wrench flats W reaches O.D.V.