Cantilever Shafts

Piloted Thread with Retaining Ring Groove

■Standard

RoHS10

Type: Thread Length Fixed	Type: Thread Length Configurable	M Material	S Surface Treatment
FXCA	FXNCA	S45C Equivalent	Black Oxide
PFXCA	PFXNCA		Electroless Nickel Plating
SFXCA	SFXNCA	SUS304	-
HFXCA	-	SCM435 Equivalent Hardness: 35 ~ 40HRC	Black Oxide

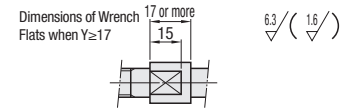

Thread Length Fixed

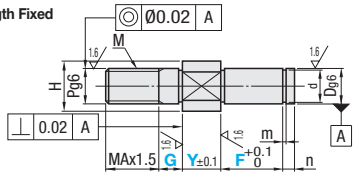

Thread Length Configurable

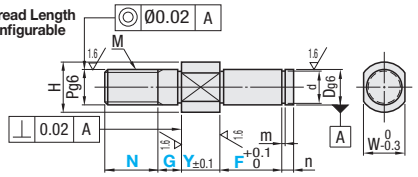

This type may have centering holes depending on dimensions.

Part Number Type	No.	Dg6		1mm Increment Y	F	G	N	Pg6	M (Coarse)	H	W	d Ref. Dim.	d Tolerance	m	n	Unit Price FXCA	PFXCA	SFXCA	HFXCA	FXNCA	PFXNCA	SFXNCA
Thread Length Fixed FXCA PFXCA SFXCA HFXCA (D≥6)	3	3	-0.002 -0.008	2~30	3~ 50	3~ 8	3~ 6	3	M 3	7	5	2	+0.060 0	0.5	2				-			
	3A									11	9								-			
	4	4	-0.004 -0.012				4~ 8	4	M 4	8	6	3		0.7					-			
	4A									12	10								-			
	5	5					5~10	5	M 5	9	7	4	+0.075 0						-			
	5A									13	11								-			
	6	6		2~60	5~100	5~10	6~12	6	M 6	10	8	5										
	6A									14	12											
	8	8	-0.005 -0.014				8~16	8	M 8	12	10	7	+0.090 0	0.9	3							
	8A									16	14											
	10	10					10~20	10	M10	15	13	9.6	0 -0.090	1.15								
	10A									20	17											
	12	12	-0.006 -0.017		10~150	5~15	12~24	12	M12	17	14	11.5	0 -0.110		4							
	13	13								18	15	12.4										
	15	15								20	17	14.3										
Thread Length Configurable FXNCA PFXNCA SFXNCA	16	16								21	18	15.2										
	17	17				5~20				23	20	16.2										
	18	18										17										
	20	20	-0.007 -0.020	4~75			20~40	20	M20	26	24	19	0 -0.210	1.35	5							
	20A							16	M16													
	22	22						20	M20	28	25	21										
	22A							16	M16													
	25	25						20	M20	31	27	23.9										
	25A							16	M16													
	30	30						20	M20	36	32	28.6		1.65								
	30A							16	M16													

HFXCA is applicable to D6 or larger specifications.

N is available for Thread Length Configurable Type only.

■Stepped

RoHS10

Type	M Material	S Surface Treatment
FXDA	S45C Equivalent	Black Oxide
PFXDA		Electroless Nickel Plating
SFXDA	SUS304	-

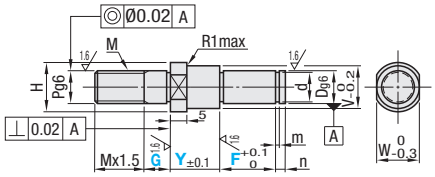

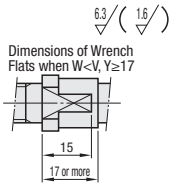

This type may have centering holes depending on dimensions.

Part Number Type	No.	Dg6		1mm Increment Y	F	G	Pg6	M (Coarse)	V	H	W	d Ref. Dim.	d Tolerance	m	n	Unit Price FXDA	PFXDA	SFXDA
FXDA PFXDA SFXDA	3	3	-0.002 -0.008	7~30	3~ 50	3~ 8	3	M 3	5	7	5	2	+0.060 0	0.5	2			
	3A								9	11	9							
	4	4	-0.004 -0.012				4	M 4	6	8	6	3		0.7				
	4A								10	12	10							
	5	5					5	M 5	7	9	7	4	+0.075 0					
	5A								11	13	11							
	6	6		7~60	5~100	5~10	6	M 6	8	10	8	5						
	6A								12	14	12							
	8	8	-0.005 -0.014				8	M 8	10	12	10	7	+0.090 0	0.9	3			
	8A								14	16	14							
	10	10					10	M10	13	15	13	9.6	0 -0.090	1.15				
	10A								18	20	17							
	12	12	-0.006 -0.017		10~100	5~15	12	M12	15	17	14	11.5	0 -0.110		4			
	13	13							16	18	15	12.4						
	15	15							18	20	17	14.3						
	16	16							19	21	18	15.2						
	17	17				5~20			20	23	20	16.2						
	18	18							21			17						
	20	20	-0.007 -0.020				20	M20	24	26	24	19	0 -0.210	1.35				
	20A						16	M16										
	22	22					20	M20	26	28	25	21			5			
	22A						16	M16										
	25	25					20	M20	29	31	27	23.9						
	25A						16	M16										
	30	30					20	M20	34	36	32	28.6		1.65				
	30A						16	M16										

When W<V, wrench flats W reaches O.D.V.