Height-adjusting Spacers for Flanged Bushings, Spacers / Stoppers for Linear Bushings

Features: Bushing position can be adjusted in axial direction when space is insufficient in thrust direction.

Height-adjusting Spacers for Flanged Bushings

RoHS10

Type			Material
Round Flange	Square Flange	Compact Flange	
LCSR	LCSS	LCSC	SUS304

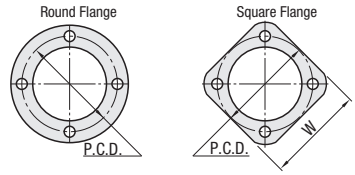

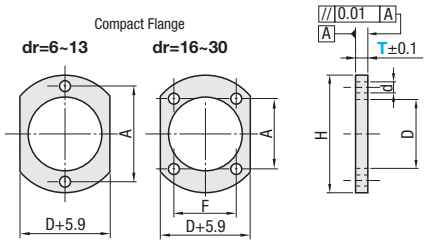

Part Number Type	Nominal	T Selection	D	Tolerance	d	H	P.C.D.	W	F	A	Unit Price Round Flange LCSR T1	T3	T5	Square Flange LCSS T1	T3	T5	Compact Flange LCSC T1	T3	T5
LCSR LCSS LCSC	6	1 3 5	12.1	+0.2 0	3.5	28	20	22	-	20									
	8		15.1			32	24	25	-	24									
	10		19.1		4.5	40	29	30	-	29									
	12		21.1			42	32	32	-	32									
	13		23.1			43	33	34	-	33									
	16		28.1			48	38	37	22	31									
	20		32.1	+0.3 0	5.5	54	43	42	24	36									
	25		40.1			62	51	50	32	40									
	30		45.1		6.6	74	60	58	35	49									

Example

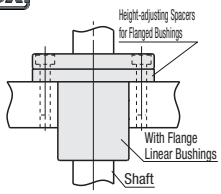

⊗Not applicable to Linear Bushing Compact on P.310.

Ordering Example

Part Number	-	T
LCSR12	-	5
LCSC25	-	3

Features: Spacers for Linear Bushing installation.

Spacers for Linear Bushings

RoHS10

Type	Material	Surface Treatment
LBS	S45C	Black Oxide
LBSA	5000series Aluminum Alloy	-

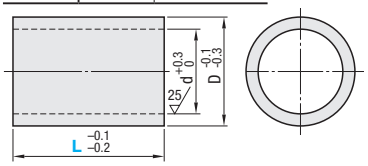

Part Number Type	No.	L 1mm Increment	D	d	LBS Min. L ~ 40 Unit Price 1~9pcs.	Volume Discount Rate 10~30	L41~100 Unit Price 1~9pcs.	Volume Discount Rate 10~30	L101~150 Unit Price 1~9pcs.	Volume Discount Rate 10~30	LBSA Min. L ~ 40 Unit Price 1~9pcs.	Volume Discount Rate 10~30	L41~100 Unit Price 1~9pcs.	Volume Discount Rate 10~30	L101~150 Unit Price 1~9pcs.	Volume Discount Rate 10~30
LBS LBSA	3	5~50	7	4					-	-					-	-
	4		8	5					-	-					-	-
	5		10	6					-	-					-	-
	6		12	7					-	-					-	-
	8		15	9					-	-					-	-
	10	10~100	19	11					-	-					-	-
	12		21	13					-	-					-	-
	13		23	14					-	-					-	-
	16		28	17					-	-					-	-
	20		32	22					-	-					-	-
	25		40	27					-	-					-	-
	30	10~150	45	32												
	35		52	37												
	40		60	42												
	50		80	52												

⊗Not applicable to Linear Bushing Compact on P.318. For orders larger than indicated quantity, please request a quotation.

Alterations

Part Number	-	L	-	(MC)
LBSA12	-	55	-	MC

Ordering Example

Part Number	-	L
LBSA12	-	55

Alteration	Code	Spec.
Oil Groove Machining 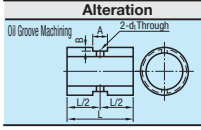	MC	Oil groove is added.

No.	A	B	d1
3, 4	1.5	0.3	1
5~8	2.5	0.5	2
10~50	5	1	3

Features: Retaining Plates for Linear Bushing installation.

Stoppers for Linear Bushings

RoHS10

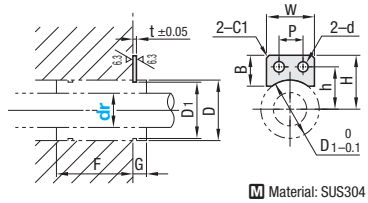

Material: SUS304

Part Number Type	dr	External Dimensions D1	W	H	B	t	Mounting Hole Dimensions d	P	h	Reference Dimensions D	F	G	Mass (g)	Unit Price 1~19pcs.	Volume Discount Rate 20~50
LMST	5	9.6	14	13	12	1.0	3.4	6	9	10	11.5	3.5	1.0		
	6	11.5		14	13				10	12	15.15	3.85			
	8	14.3	16	16	15	1.2		8	12	15	19.65	4.35	1.1		
	10	18		18	13				14	19	24.2	4.8			
	12	20		19	12.5				15	21	25.2				
	13	22		20	12				16	23	26.2	5.8			
	16	27	20	25	15.5	1.5	4.5	10	20	28	30.15	6.85	2.5		
	20	30.5		27	15				22	32	34.65	7.35			
	25	38		31	14.5				26	40	48.15	10.85			
	30	43		34					29	45	52.4	11.6			

⊗Not applicable to Linear Bushing Compact on P.318. For orders larger than indicated quantity, please request a quotation.

Example

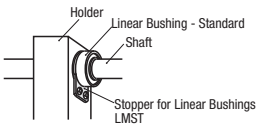

- Stopper plates enable flexible design without regard to housing lengths.
- Stopper plates allow Linear Bushings and Shafts to be installed close to its end face.

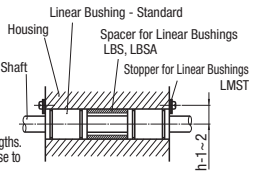

- Stopper plate can be used to hold linear bushings in place.

Ordering Example

Part Number
LMST16