

End locking, lower side

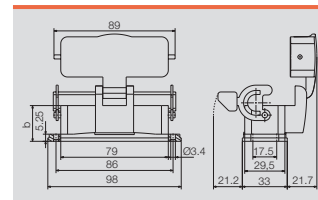
Size 5

Base

Bulkhead housing



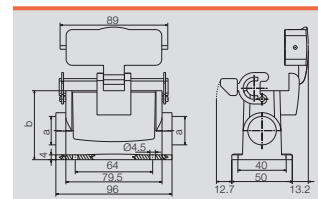
| Version | Cover      | b (mm) | Type         | Order No.  |
|---------|------------|--------|--------------|------------|
|         |            | 25     | HDC 16A ALU  | 1664920000 |
|         | with cover | 44.5   | HDC 16A ADLU | 1664940000 |



Base housing



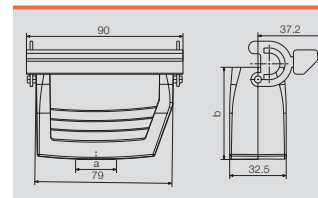
| a     | Version      | Cover      | b (mm) | Type                | Order No.  |
|-------|--------------|------------|--------|---------------------|------------|
| M 20  | w. threading |            | 57     | HDC 16A SLU 2M20G   | 1788770000 |
| M 20  | w. threading | with cover | 76.5   | HDC 16A SDLU 2M20G  | 1788790000 |
| M 25  | w. threading |            | 57     | HDC 16A SLU 2M25G   | 1788760000 |
| M 25  | w. threading | with cover | 76.5   | HDC 16A SDLU 2M25G  | 1788780000 |
| PG 16 | w. threading |            | 57     | HDC 16A SLU 2PG16G  | 1665070000 |
| PG 16 | w. threading | with cover | 76.5   | HDC 16A SDLU 2PG16G | 1665300000 |
| PG 21 | w. threading |            | 57     | HDC 16A SLU 1PG21G  | 1665090000 |



Coupling housing



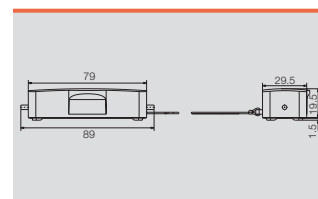
| a     | Version      | Cover | b (mm) | Type               | Order No.  |
|-------|--------------|-------|--------|--------------------|------------|
| M 25  | w. threading |       | 53     | HDC 16A KLU 1M25G  | 1788800000 |
| PG 16 | w. threading |       | 53     | HDC 16A KLU 1PG16G | 1665450000 |



Cover



| Version   | Type             | Order No.  |
|-----------|------------------|------------|
| For bases | HDC 16A DMDL 2BO | 1665910000 |



E