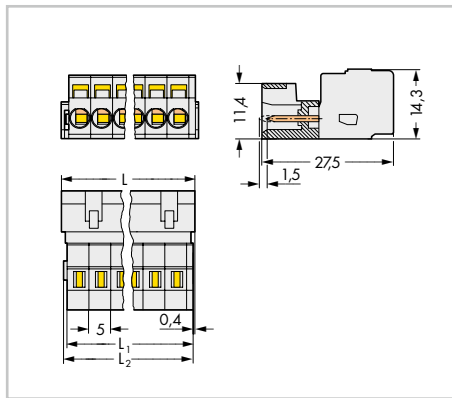


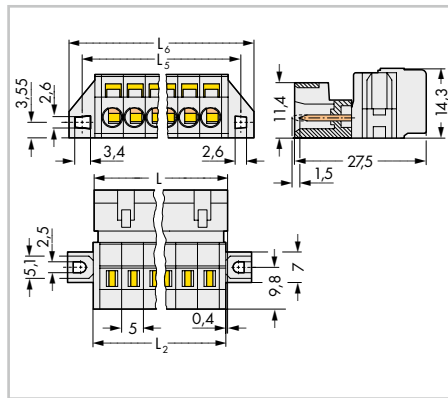


# Male connectors MCS MIDI

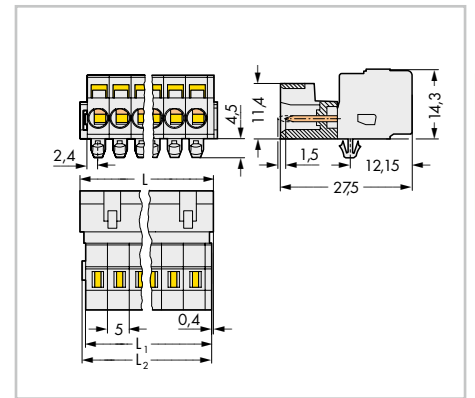
| Pin spacing: 5 mm / 0.197 in. |               | With fixing flanges<br>Pin spacing: 5 mm / 0.197 in. |               | With snap-in mounting feet<br>Pin spacing: 5 mm / 0.197 in. |               |
|-------------------------------|---------------|--|---------------|---|---------------|
| 0.08 ... 2.5 mm <sup>2</sup>  | 28 ... 12 AWG | 0.08 ... 2.5 mm <sup>2</sup>                         | 28 ... 12 AWG | 0.08 ... 2.5 mm <sup>2</sup>                                | 28 ... 12 AWG |
| 320 V/4 kV/2 12 A             | 300 V/15 A    | 320 V/4 kV/2 12 A                                    | 300 V/15 A    | 320 V/4 kV/2 12 A   | 300 V/15 A    |



L = (pole no. - 1) x pin spacing + 8.2 mm  
L<sub>1</sub> = L - 1.7 mm  
L<sub>2</sub> = L - 1.2 mm



L = (pole no. - 1) x pin spacing + 8.2 mm  
L<sub>2</sub> = L - 0.2 mm  
L<sub>3</sub> = L<sub>2</sub> + 5.8 mm  
L<sub>6</sub> = L<sub>2</sub> + 11.8 mm



L = (pole no. - 1) x pin spacing + 8.2 mm  
L<sub>1</sub> = L - 1.7 mm  
L<sub>2</sub> = L - 1.2 mm

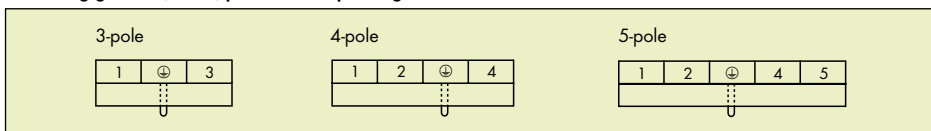
| Pole No.                          | Item No.                                | Pack. Unit | Pole No.  | Item No.        | Pack. Unit | Pole No.  | Item No.   | Pack. Unit |
|-----------------------------------|---|------------|---|-----------------|------------|---|--|------------|
| <b>Male connector, light gray</b> |   |            | <b>Male connector with fixing flanges, light gray</b> |                 |            | <b>Male connector with snap-in mounting feet, for 0.6 ... 1.2 mm plate thickness, 3.5 mm Ø mounting holes, light gray</b> |  |            |
|                                   | <b>without preceding ground contact</b> |            | <b>with preceding ground contact and marking</b>      |                 |            | <b>without preceding ground contact</b>   | <b>with preceding ground contact and marking</b> |            |
| 2                                 | 721-602                                 | 100        | 2   | 721-602/019-000 | 100        | 2   | 721-602/018-000                                  | 100        |
| 3                                 | 721-603                                 | 100        | 3   | 721-603/019-000 | 50         | 3   | 721-603/018-000                                  | 100        |
| 4                                 | 721-604                                 | 100        | 4   | 721-604/019-000 | 50         | 4   | 721-604/018-000                                  | 100        |
| 5                                 | 721-605                                 | 50         | 5   | 721-605/019-000 | 50         | 5   | 721-605/018-000                                  | 50         |
| 6                                 | 721-606                                 | 50         | 6   | 721-606/019-000 | 50         | 6   | 721-606/018-000                                  | 50         |
| 7                                 | 721-607                                 | 50         | 7   | 721-607/019-000 | 50         | 7   | 721-607/018-000                                  | 50         |
| 8                                 | 721-608                                 | 50         | 8   | 721-608/019-000 | 50         | 8   | 721-608/018-000                                  | 50         |
| 9                                 | 721-609                                 | 50         | 9   | 721-609/019-000 | 25         | 9   | 721-609/018-000                                  | 50         |
| 10                                | 721-610                                 | 50         | 10  | 721-610/019-000 | 25         | 10  | 721-610/018-000                                  | 50         |
| 11                                | 721-611                                 | 25         | 11  | 721-611/019-000 | 25         | 11  | 721-611/018-000                                  | 25         |
| 12                                | 721-612                                 | 25         | 12  | 721-612/019-000 | 25         | 12  | 721-612/018-000                                  | 25         |
| 13                                | 721-613                                 | 25         | 13  | 721-613/019-000 | 25         | 13  | 721-613/018-000                                  | 25         |
| 14                                | 721-614                                 | 25         | 14  | 721-614/019-000 | 25         | 14  | 721-614/018-000                                  | 25         |
| 15                                | 721-615                                 | 25         | 15  | 721-615/019-000 | 25         | 15  | 721-615/018-000                                  | 25         |
| 16                                | 721-616                                 | 25         | 16  | 721-616/019-000 | 10         | 16  | 721-616/018-000                                  | 25         |
| 20                                | 721-620                                 | 10         | 20  | 721-620/019-000 | 10         | 20  | 721-620/018-000                                  | 10         |

For cutout dimensions, see page 488, Table 1.

**Accessory** **Page**

**Preceding ground (earth) position and printing on the headers:**

Mounting adapter for DIN 35 rail, 3 or more poles (209-137) 479



For other lengths, please contact factory.