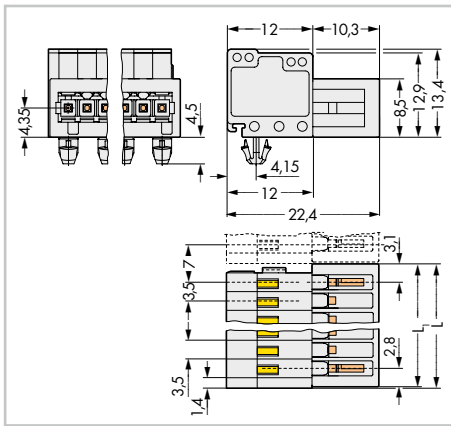

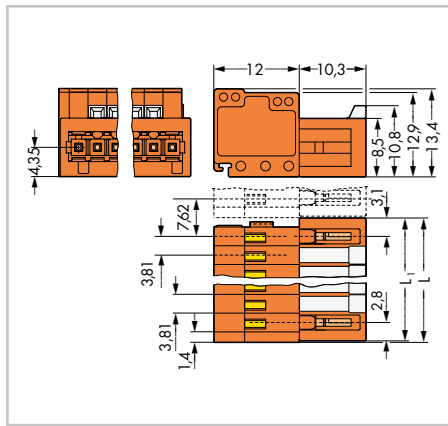


# Male Connectors MCS MINI

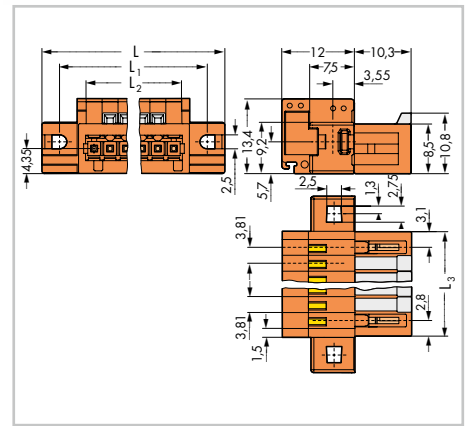
Pin spacing: 3.5 mm / 0.138 in.		Pin spacing: 3.81 mm / 0.15 in.		With fixing flanges Pin spacing: 3.81 mm / 0.15 in.	
0.08 ... 1.5 mm <sup>2</sup>	28 ... 14 AWG	0.08 ... 1.5 mm <sup>2</sup>	28 ... 14 AWG	0.08 ... 1.5 mm <sup>2</sup>	28 ... 14 AWG
160 V/2.5 kV/2 10 A	300 V/10 A	160 V/2.5 kV/2 10 A	300 V/10 A	160 V/2.5 kV/2 10 A	300 V/10 A



$L = (\text{pole no.} - 1) \times \text{pin spacing} + 5.9 \text{ mm} + 0.45 \text{ mm}$   
 $L_1 = L - 0.45 \text{ mm}$



$L = (\text{pole no.} - 1) \times \text{pin spacing} + 5.9 \text{ mm} + 0.45 \text{ mm}$   
 $L_1 = L - 0.45 \text{ mm}$



$L = \text{pole no.} \times \text{pin spacing} + 14.8 \text{ mm}$   
 $L_1 = \text{pole no.} \times \text{pin spacing} + 8.8 \text{ mm}$   
 $L_2 = \text{pole no.} \times \text{pin spacing}$   
 $L_3 = (\text{pole no.} - 1) \times \text{pin spacing} + 5.9 \text{ mm}$

Pole No.	Item No.	Pack. Unit	Pole No.	Item No.	Pack. Unit	Pole No.	Item No.	Pack. Unit
<b>Male connector with snap-in mounting feet,</b> for 0.6 ... 1.2 mm plate thickness, 3.5 mm Ø mounting holes, light gray			<b>Male connector,</b> orange			<b>Male connector with fixing flanges,</b> orange		
2	734-302/018-000	200	2	734-332	200	2	734-332/019-000	100
3	734-303/018-000	200	3	734-333	200	3	734-333/019-000	100
4	734-304/018-000	100	4	734-334	100	4	734-334/019-000	50
5	734-305/018-000	100	5	734-335	100	5	734-335/019-000	50
6	734-306/018-000	100	6	734-336	100	6	734-336/019-000	50
7	734-307/018-000	100	8	734-338	50	8	734-338/019-000	50
8	734-308/018-000	50	9	734-339	50	9	734-339/019-000	50
9	734-309/018-000	50	10	734-340	50	10	734-340/019-000	50
10	734-310/018-000	50	12	734-342	25	12	734-342/019-000	25
11	734-311/018-000	50	14	734-344	25	14	734-344/019-000	25
12	734-312/018-000	50	16	734-346	25	16	734-346/019-000	25
13	734-313/018-000	50	18	734-348	25	18	734-348/019-000	25
14	734-314/018-000	50	19	734-349	25	19	734-349/019-000	25
16	734-316/018-000	25	20	734-350	25	20	734-350/019-000	25
18	734-318/018-000	25						
20	734-320/018-000	25						
24	734-324/018-000	25						
Three or more pole female connectors have a snap-in mounting foot at every other pole (2-pole female connectors/two snap-in mounting feet)						For cutout dimensions, see page 280, Table 1		
<b>Accessory</b>		<b>Page</b>						
Mounting adapter for DIN 35 rail, 3 or more poles (209-187)		479						