











| Type | Globe | | | Globe | | | Globe | | | Swing Check | | | Swing Check | | | |
|------------------|---|-----|-----|---|-----|-----|---|-----|-----|---|-----|-----|---|-----|-----|-----|
| |  | | |  | | |  | | |  | | |  | | | |
| Fig | 10-DGF-N | | | 10-DGF-N(BB) | | | 16-DG-N | | | 16-DGF-N | | | 16-DGF-N(BB) | | | |
| Product Code | 610A | | | 611A | | | 620A | | | 630A | | | 631 | | | |
| inch | mm | L | H | D | L | H | D | L | H | D | L | H | D | L | H | D |
| 1/2 | 15 | 85 | 122 | 70 | | | | 70 | 122 | 80 | 108 | 122 | 80 | | | |
| 3/4 | 20 | 95 | 125 | 80 | | | | 85 | 128 | 80 | 117 | 128 | 80 | | | |
| 1 | 25 | 110 | 146 | 90 | | | | 95 | 147 | 100 | 127 | 146 | 100 | | | |
| 1 1/4 | 32 | 130 | 160 | 100 | | | | 110 | 165 | 115 | 140 | 165 | 115 | | | |
| 1 1/2 | 40 | 150 | 180 | 115 | | | | 125 | 182 | 115 | 165 | 182 | 115 | | | |
| 2 | 50 | 180 | 198 | 135 | 203 | 308 | 200 | 145 | 196 | 135 | 203 | 198 | 135 | 203 | 308 | 200 |
| 2 1/2 | 65 | | | | 216 | 311 | 225 | | | | | | | 216 | 311 | 225 |
| 3 | 80 | | | | 241 | 352 | 250 | | | | | | | 241 | 352 | 250 |
| 4 | 100 | | | | 292 | 371 | 250 | | | | | | | 292 | 371 | 250 |
| 5 | 125 | | | | 356 | 459 | 300 | | | | | | | 356 | 459 | 300 |
| 6 | 150 | | | | 406 | 520 | 350 | | | | | | | 406 | 526 | 350 |
| 8 | 200 | | | | 495 | 589 | 400 | | | | | | | 495 | 589 | 400 |
| Body | Ductile Iron | | | Ductile Iron | | | Ductile Iron | | | Ductile Iron | | | Ductile Iron | | | |
| Bonnet/Cap/Cover | Ductile Iron | | | Ductile Iron | | | Ductile Iron | | | Ductile Iron | | | Ductile Iron | | | |
| Stem | Stainless Steel | | | Stainless Steel | | | Stainless Steel | | | Stainless Steel | | | Stainless Steel | | | |
| Disc | Stainless Steel | | | | | | Stainless Steel | | | Stainless Steel | | | Stainless Steel / Ductile Iron | | | |
| Body Seat | Stainless Steel | | | Stainless Steel | | | Stainless Steel | | | Stainless Steel | | | Stainless Steel | | | |
| Note | | | | | | | Screwed ends | | | | | | | | | |

| Type | Globe | | | Globe | | | Globe | | | Swing Check | | | Swing Check | | | |
|------------------|---|-----|-----|---|-----|-----|---|-----|-----|---|-----|-----|---|-----|-----|---|
| |  | | |  | | |  | | |  | | |  | | | |
| Fig | 20-DG-N | | | 20-DGF-N | | | 20-DGF-N(BB) | | | 10-DNSF-N | | | 16-DNSF-N | | | |
| Product Code | 640A | | | 650A | | | 651A | | | 615A | | | 635A | | | |
| inch | mm | L | H | D | L | H | D | L | H | D | L | H | D | L | H | D |
| 3/8 | 10 | 75 | 136 | 70 | 110 | 136 | 70 | | | | | | | | | |
| 1/2 | 15 | 78 | 138 | 80 | 110 | 138 | 80 | | | | | | | | | |
| 3/4 | 20 | 91 | 157 | 100 | 120 | 157 | 100 | | | | | | | | | |
| 1 | 25 | 105 | 178 | 115 | 130 | 178 | 115 | | | | | | | | | |
| 1 1/4 | 32 | 122 | 202 | 135 | 160 | 202 | 135 | | | | | | | | | |
| 1 1/2 | 40 | 135 | 210 | 135 | 180 | 210 | 135 | | | | | | | | | |
| 2 | 50 | 160 | 239 | 180 | 230 | 239 | 180 | 267 | 295 | 225 | 203 | 120 | | 203 | 125 | |
| 2 1/2 | 65 | | | | | | | 292 | 341 | 250 | 216 | 130 | | 216 | 136 | |
| 3 | 80 | | | | | | | 318 | 372 | 250 | 241 | 145 | | 241 | 153 | |
| 4 | 100 | | | | | | | 356 | 449 | 300 | 292 | 160 | | 292 | 171 | |
| 5 | 125 | | | | | | | 400 | 534 | 350 | 330 | 195 | | 330 | 200 | |
| 6 | 150 | | | | | | | 444 | 600 | 400 | 356 | 215 | | 356 | 220 | |
| 8 | 200 | | | | | | | 559 | 693 | 560 | 495 | 255 | | 495 | 265 | |
| Body | Ductile Iron | | | Ductile Iron | | | Ductile Iron | | | Ductile Iron | | | Ductile Iron | | | |
| Bonnet/Cap/Cover | Ductile Iron | | | Ductile Iron | | | Ductile Iron | | | Ductile Iron | | | Ductile Iron | | | |
| Stem | Stainless Steel | | | Stainless Steel | | | Stainless Steel | | | | | | | | | |
| Disc | Stainless Steel (hard facing) | | | Stainless Steel (hard facing) | | | Stainless Steel (hard facing) | | | Stainless Steel | | | Stainless Steel | | | |
| Body Seat | Stainless Steel (hard facing) | | | Stainless Steel (hard facing) | | | Stainless Steel (hard facing) | | | Stainless Steel | | | Stainless Steel | | | |
| Note | | | | | | | | | | | | | | | | |