


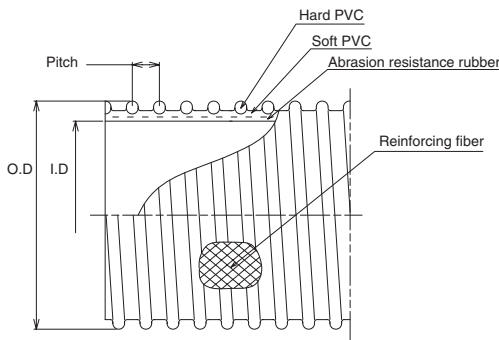

Allowable pressure does not mean the maximum working pressure. In designing the operation, please adopt the working pressure in consideration of the contents described in the table on Page 3.

All data contained in this catalog is the value obtained when the hose is placed in a straight form. Allowable pressure, etc. may be changed depending on the assortment of coupling and bands, use temperature and bending condition, to which please pay your attention. For details, please refer to "Assortment Table of Coupling and Bands" on Page 48.



TOTAKU LINE POWER-AT

Item No.26124-□



Features.

- Max allowable pressure is 1.00MPa {10.2 kgf/cm²} (at room temperature), good pressure durability, and a structure of less elongation during pressuring
- As the inside layer is of abrasion resistant rubber, abrasion resistance is good.
- Strong resistance to outside pressure, with little deformation

Applications.

- For suction/delivery of muddy water for construction sites using the shield method of muddy water, the reverse method, etc.
- For suction/delivery of muddy water at normal construction sites
- For suction/delivery of sand, gravel, sludge, etc.
- For dredging, filling-in
- For suction/delivery of powder, pellets such as cement
- For transportation of high-density material and for high-elevation delivery

STANDARD DIMENSIONS & PROPERTIES

Nominal diameter	I.D.	O.D.	Pitch	Weight (reference)	L/coil	Allowable pressure (at room temperature)		Allowable bending radius	
						MPa	kgf/cm ²		
50	2	50.8	69.5	10.0	1725	20-50	1.00	10.2	600
65	2½	63.5	86.0	14.3	2270	20-50	1.00	10.2	750
75	3	76.2	99.5	15.1	2790	20-50	1.00	10.2	750
100	4	101.6	129.0	17.0	4400	20-50	1.00	10.2	1250
125	5	127.0	159.5	22.0	6110	20	1.00	10.2	1700
150	6	152.4	187.5	22.0	7740	20	1.00	10.2	2000
200	8	203.2	247.5	25.0	13250	10	1.00	10.2	2250

● As for the maximum length of the hose, please consult us regarding possible special freight costs when placing an order.

■ For the cases when the TOTAKU POWER BAND is used, it can also be installed on site.

(Swaging processing is recommended because it's safe at about Ø200.)

- Insert the TOTAKU POWER BAND in a hose beforehand, then insert couplings and prepare.
- A torque spanner is used to tighten bolts. But, please be careful to not overly tighten the chosen hose to avoid tearing.

Torque for tightening : Ø50-65 = 14.7N·m
 Ø75 = 19.6N·m
 Ø100~150 = 24.5N·m
 Ø200 = 29.4N·m

※ When installing on site, please prepare security measures regarding accident prevention in cases where couplings come out, by uniting the TOTAKU POWER BAND and a flange or a joint using a wire and a turn line.

CAUTIONS

Please avoid the use and storage over the long period of time in outdoors. (There is fear of crack initiation by ozone degradation.)

FLUORO SERIES

ECO SERIES

Hose for foodstuffs

Duct hose

Hose for general suctions and deliveries

Hose & Duct for powder and granule

Hose for pressure-resistance and abrasion resistance

Hose for abrasion resistance