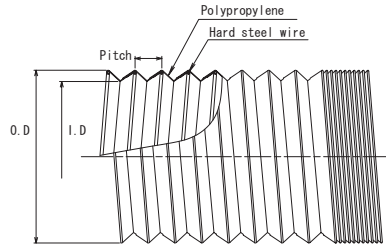



Allowable pressure does not mean the maximum working pressure.
In designing the operation, please adopt the working pressure in consideration of the contents described in the table on Page 3.

All data contained in this catalog is the value obtained when the hose is placed in a straight form.
(Note) Allowable decompression power of duct hose means the value that both ends of the duct hose is fixed at straight condition.
Allowable pressure, etc. may be changed depending on the assortment of coupling and bands, use temperature and bending condition, to which please pay your attention.

TOTAKU ELASTIC DUCT

Item No.15112-



STANDARD DIMENSIONS & PROPERTIES


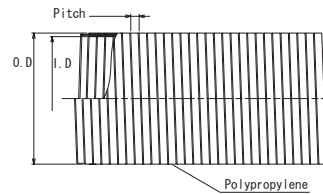

Nominal diameter		I.D.	O.D.	Pitch	Weight (reference)	L/coil	Durability of Stretching	Durability of bending	Allowable bending radius	practicable upper limit temperature
mm	inch	mm	mm	mm	g/m	m				
38	1½	35	42.0	10.5	165	5	More than one hundred thousand times (0°C, 25°C)	More than one hundred thousand times (Bending angle 90° on the level) (0°C, 25°C)	30	80
50	2	50	58.0	12.3	190	5			40	80
65	2½	63	72.0	14.0	230	5			55	80
75	3	71	81.0	15.7	255	5			60	80
90	3½	83	94.0	15.7	365	5			70	80
100	4	97	108.0	17.0	440	5			80	80
125	5	123	135.0	18.5	630	5			100	80
150	6	145	158.0	22.5	730	5			120	80
200	8	196	208.0	24.5	920	5			160	80
300	12	294	309.5	27.0	1555	5			240	80

※ The inside diameter is a reference value. When using an insertion-type coupling and part, please check it with the actual article.

※ In case of ordering at standard length, the duct has original cuffs at both ends. (P.52)

TOTAKU RIGID DUCT-PP

Item No.21184-



STANDARD DIMENSIONS & PROPERTIES

Nominal diameter		I.D.	O.D.	Pitch	Weight (reference)	L/coil	The caliber rate of change (%)		Compared with elasticity	Allowable bending radius	practicable upper limit temperature
mm	inch	mm	mm	mm	g/m	m	Expansion	Reduction			
55	2	55.0	60.8	7.0	450	10	20	15	1.5	140	80
65	2½	65.0	70.8	7.0	510	10	20	15	1.5	155	80
75	3	75.0	82.4	7.5	675	10	20	15	1.5	175	80
90	3½	90.0	97.4	7.5	775	10	20	15	1.5	210	80
100	4	100.0	107.4	7.5	845	10	20	15	1.5	230	80
125	5	125.0	132.8	7.5	1175	10	20	15	1.5	300	75
150	6	150.0	157.8	7.5	1380	10	20	15	1.5	350	75
175	7	175.0	182.8	7.5	1785	10	20	15	1.5	400	75
200	8	200.0	208.0	7.5	1855	10	20	15	1.5	450	75
250	10	250.0	259.6	10.5	3195	4	15	15	1.5	960	70
300	12	300.0	309.6	10.5	3990	4	15	15	1.5	1000	70

End cover

※ Every size is available to you.

Features.

- Length can be adjusted, and can be fixed at any angle and in any direction
- Can be shrunken to 1/3~1/4 of the original length, which can decrease transport costs and storage space before installation

Applications.

- For ducting and blowers of hot air (80°C or less)
- For air-conditioning and ventilation
- For equipment exhaust

Features.

- It can be 10-20% lighter than the former model (made of PVC)
- Can be bent freely, and be installed while keeping the bent angle (Please use this in indoor environments. The ability to keep the bend angle will be lower by the rise of the using temperature.)
- By twisting the duct end, the diameter can be varied
- Easy to cut with knife
- By screwing into each end of the connecting ducts, they can be easily combined (After connecting them, please wind the joint parts with a vinyl tape, etc.)
- Possible to incinerate after hose used.

Applications.

- For spot coolers
- For ducting and blower of air-conditioners
- For dust collecting of woodwork machine and metalgrinding machine, etc
- For construction site, piping and wiring of electricity, and agriculture, etc

FLUORO SERIES

ECO SERIES

Hose for foodstuffs

Duct hose

Hose for general suction and deliveries

Hose & Duct for powder and granule

Hose for pressure-resistance and abrasion resistance

Hose for abrasion resistance