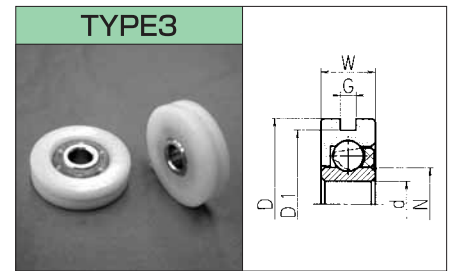
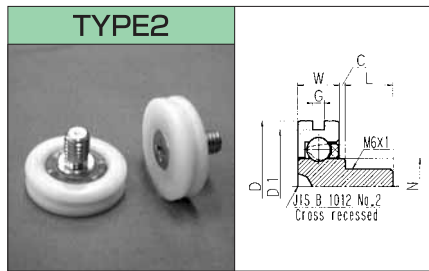
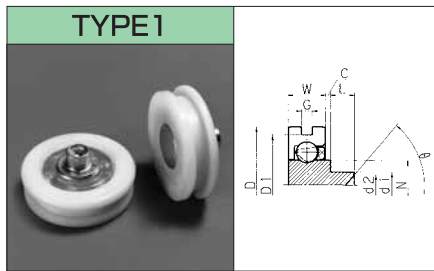


DH (外輪凹溝タイプ) RoHS






Code	Part No.	D ^{±0.2} [mm]	D1 ^{±0.2} [mm]	d ^{+0.1} ₀ [mm]	d1 ^{-0.1} [mm]	W ⁰ _{-0.2} [mm]	C ^{±0.4} [mm]	L ^{±0.2} [mm]	^{*1} (d2×θ)	G ^{±0.2} [mm]	N [mm]	Type	Q'ty [pcs/box]	Gross Weight [kg/box]
100000	DH-16-A0.5	19	16	—	5	6	0.5	3.5	φ4×120°	2.1	(8.2)	1	2,000	10.9
101012	DH-16-B0.5	19	16	—	—	6	0.5	8 ^{±0.5}	—	2.1	(8.2)	2	2,000	12.5
101013	DH-16-B1	19	16	—	—	6	1	8 ^{±0.5}	—	2.1	(8.2)	2	2,000	11.8
101020	DH-19-B0.5-2	22	19	—	—	7	0.5	8 ^{±0.5}	—	2	(9.5)	2	1,000	9.9
101040	DH-21-B0.5-2	24	21	—	—	7	0.5	8 ^{±0.5}	—	2	(9.5)	2	1,000	10.5
102010	DH-16-H5	19	16	5	—	6	—	—	—	2.1	(8.2)	3	2,000	9.9
102021	DH-19-H6-2	22	19	6	—	7	—	—	—	2	(9.5)	3	1,000	9.6
102025	DH-19-H6-2.5	22	19	6	—	7	—	—	—	2.5	(9.5)	3	1,500	8.4
102040	DH-21-H6-2	24	21	6	—	7	—	—	—	2	(9.5)	3	1,000	7.3
102041	DH-21-H6-3	24	21	6	—	7	—	—	—	3	(9.5)	3	1,000	6.5
102042	DH-21-H6-3.2	24	21	6	—	7	—	—	—	3.2	(9.5)	3	1,000	6.2

*1 参考値 Reference Dimension

*2 上記以外のサイズ・形状につきましては、弊社までご相談ください。Each limiting size can be changed for practical application. Please ask our engineer for further information.

*3 上記は受注生産品です。 These products manufactured to order.

DF (外輪フランジタイプ) RoHS



Code	Part No.	D ⁰ _{-0.1} [mm]	D1 ^{±0.2} [mm]	d ^{+0.1} ₀ [mm]	W ⁰ _{-0.2} [mm]	W1 ^{±0.2} [mm]	C ^{±0.4} [mm]	L ^{±0.5} [mm]	N [mm]	Load ^{*1} [N] (kgf)	Load ^{*2} [N] (kgf)	Type	Q'ty [pcs/box]	Gross Weight [kg/box]
061001	DF-17-B0.5	17	19	—	6	1	0.5	8	(8.2)	49 (5)	—	1	1,500	10.0
061020	DF-22-B0.5	22	26	—	7	2	0.5	8	(9.5)	196 (20)	—	1	1,000	9.4
061040	DF-26-B1	26 ^{±0.2}	32	—	11 ^{±0.2}	3	1	8	(9.5)	196 (20)	—	2	400	5.3
061043	DF-26-B2	26 ^{±0.2}	32	—	11 ^{±0.2}	3	2	8	(9.5)	196 (20)	—	2	400	5.8
062000	DF-17-H6	17	19 ^{±0.1}	6	6	1 ^{±0.1}	—	—	(8.2)	49 (5)	14.7 (1.5)	3	3,000	9.5
062005	DF-19-H6	19	22	6	7	1.5	—	—	(9.5)	147 (15)	29.4 (3)	3	1,500	7.7
062020	DF-22-H6	22	26	6	7	2	—	—	(9.5)	196 (20)	39.2 (4)	3	1,500	9.5
062027	DF-23-H10	23	24.75	10	8 ^{±0.2}	1.5 ^{±0.1}	—	—	(13.0)	98 (10)	39.2 (4)	3	1,000	7.2
062061	DF-30-H10-3	30	34	10	8.5 ^{±0.2}	3	—	—	(14.5)	245 (25)	58.8 (6)	3	500	7.0
062062	DF-32-H12	32	36	12	10	3	—	—	(17.0)	245 (25)	58.8 (6)	3	400	7.5

*1 アウターレース回転許容荷重 (毎分300回 回転時) Allowable Load at 300min⁻¹ (300r.p.m) rotation of outer-race

*2 インナーレース回転許容荷重 (毎分300回 回転時) Allowable Load at 300min⁻¹ (300r.p.m) rotation of inner-race

*3 上記以外のサイズ・形状につきましては、弊社までご相談ください。Each limiting size can be changed for practical application. Please ask our engineer for further information.