



**Silicone Cover Type**

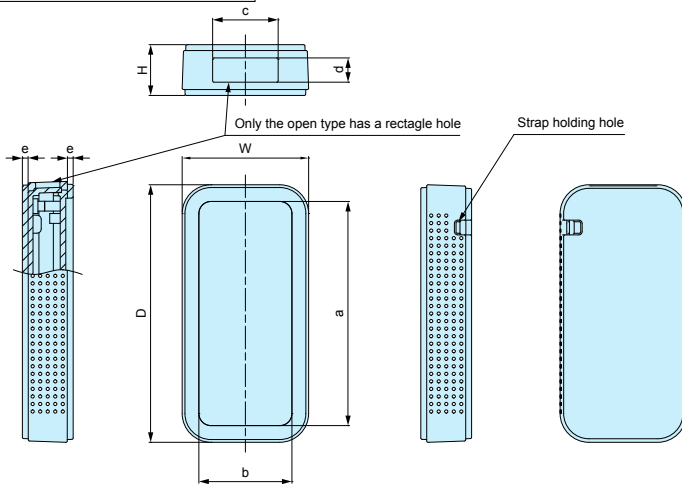
Shape		
Code	Closed CL	Open OP


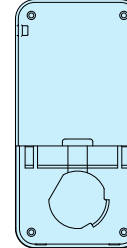
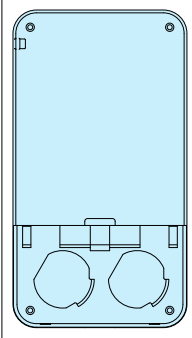
**CSS SERIES**

**Color Type**

Color						
Color code	Black / Pink <b>B/P</b>	Black / Yellow <b>B/Y</b>	Black / Green <b>B/G</b>	Black / Cyan blue <b>B/C</b>	Black / Light gray <b>B/L</b>	Black / Black <b>B/B</b>
Color						
Color code	White / Pink <b>W/P</b>	White / Yellow <b>W/Y</b>	White / Green <b>W/G</b>	White / Cyan blue <b>W/C</b>	White / Light gray <b>W/L</b>	White / Black <b>W/B</b>

**CSS dimensions**



	<b>NEW</b>	<b>NEW</b>
No battery compartment CSS75N/90N/115N	CR2032 × 1 CSS75/CSS90	CR2032 × 2 CSS115
		

- CAD data is downloadable from our website.
- Use the figure of dimensions and screw hole layout on page 44 for your original PCB.

**Part no. / Dimensions**

• Please suffix color code at the end of part number □□ when ordering CSS series.

Part no.	W	H	D	a	b	c	d	e	Battery compartment	Weight (g)
<b>NEW</b> CSS 75N-CL-□□	38.6(35)	15.5(12)	78.6 (75)	68.4	28.4	—	—	1.75	None	24
<b>NEW</b> CSS 75N-OP-□□	38.6(35)	15.5(12)	78.6 (75)	68.4	28.4	20	7.4	1.75	None	24
CSS 75 -CL-□□	38.6(35)	15.5(12)	78.6 (75)	68.4	28.4	—	—	1.75	CR2032×1	25
CSS 75 -OP-□□	38.6(35)	15.5(12)	78.6 (75)	68.4	28.4	20	7.4	1.75	CR2032×1	25
<b>NEW</b> CSS 90N-CL-□□	48.6(45)	15.5(12)	93.6 (90)	82.4	37.4	—	—	1.75	None	36
<b>NEW</b> CSS 90N-OP-□□	48.6(45)	15.5(12)	93.6 (90)	82.4	37.4	30	7.4	1.75	None	35
CSS 90 -CL-□□	48.6(45)	15.5(12)	93.6 (90)	82.4	37.4	—	—	1.75	CR2032×1	38
CSS 90 -OP-□□	48.6(45)	15.5(12)	93.6 (90)	82.4	37.4	30	7.4	1.75	CR2032×1	37
<b>NEW</b> CSS115N-CL-□□	67.1(63)	16 (12)	119.1(115)	107.4	55.4	—	—	2	None	62
<b>NEW</b> CSS115N-OP-□□	67.1(63)	16 (12)	119.1(115)	107.4	55.4	45	7.4	2	None	61
<b>NEW</b> CSS115 -CL-□□	67.1(63)	16 (12)	119.1(115)	107.4	55.4	—	—	2	CR2032×2	65
<b>NEW</b> CSS115 -OP-□□	67.1(63)	16 (12)	119.1(115)	107.4	55.4	45	7.4	2	CR2032×2	64

• ( ) dimensions = case dimensions