

● SERVICE CONDITIONS

Max. Pressure : 2.1MPa (21kgf/cm²)
 Max. Temperature : 100°C
 Material : Welded steel
 Seal : NBR
 Connection : Flange (JIS10K)

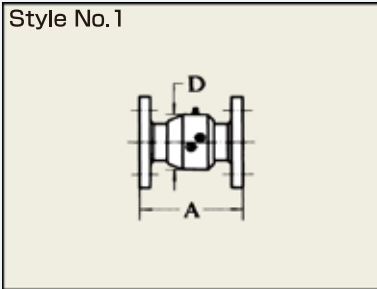
● DESCRIPTION OF C series: Example for placing order

Type→Style No.→Size→ Flange specifications
 C → 1/2/3/4/5/6 → 40A/50A/65A/80A/100A/125A/150A
 200A/250A/300A/350A

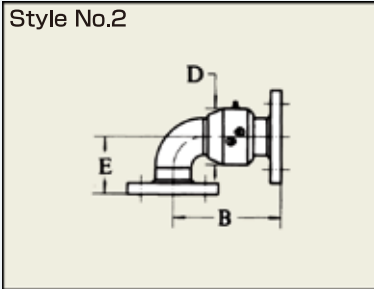
Example: C-1 40A x 10K

- * As to C series, PTFE or FKM seals are available for higher temperatures and chemical products.
- * As models are different by the difference of seal materials, refer to the table of Materials of Special Packing on Page 9.
- * The standard flange is JIS 10K. JIS 20K and JIS 5K flange can also be manufactured upon request.
- * Products of ANSI Class 150/Class 300 can also be manufactured if specified.
- * A larger joint of 400A or more can also be manufactured upon request.

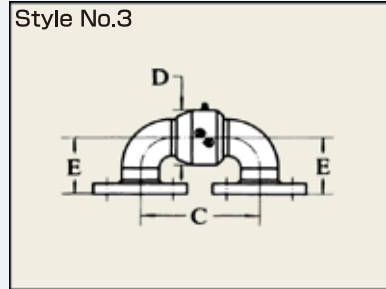
Style No.1



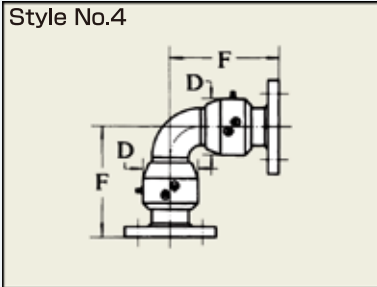
Style No.2



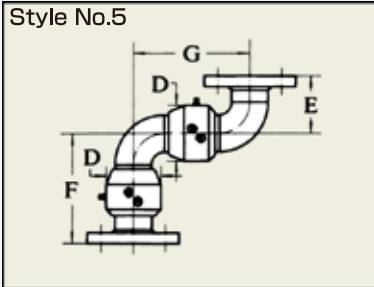
Style No.3



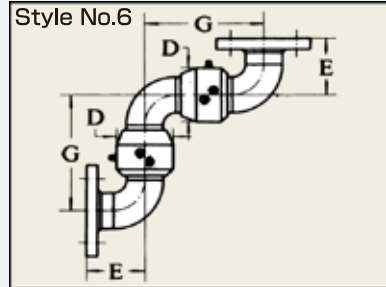
Style No.4



Style No.5



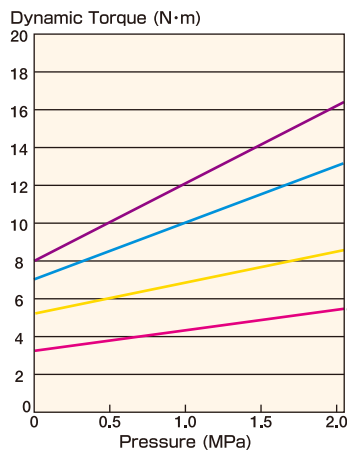
Style No.6



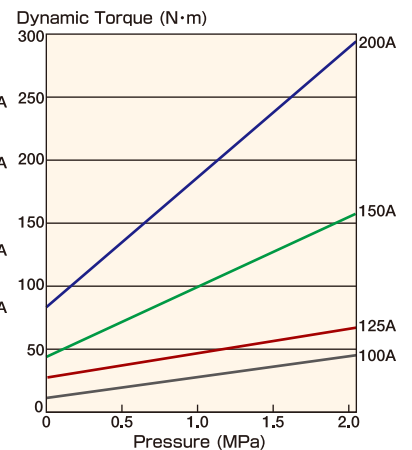
DIMENSIONS OF C series

Nominal Size	A	B	C	D	E	F	G
40A	1 1/2B	160	160	160	76	80	160
50A	2B	170	180	190	94	95	180
65A	2 1/2B	190	205	220	113	115	205
80A	3B	205	230	255	125	135	230
100A	4B	220	265	310	152	160	265
125A	5B	250	315	380	185	190	315
150A	6B	280	365	450	225	225	365
200A	8B	320	450	580	278	280	450
250A	10B	350	525	700	330	340	525
300A	12B	400	620	840	380	395	620
350A	14B	440	700	960	456	455	700

C/CS series DYNAMIC TORQUE GRAPH (Size: 40A~80A)



C/CS series DYNAMIC TORQUE GRAPH (Size: 100A~200A)



* Refer to Page 14.