CCGN0401●●

I.C.: ø4.76 Thickness: 1.59 Hole: —

Applicable holder ref. page, (Example)
(Special holder)

Legend: Continuous Cut ● : 1st Choice ○ : 2nd Choice; Medium Cut ◕ : 1st Choice ◔ : 2nd Choice; Interrupted Cut ✖ : 1st Choice ✖ : 2nd Choice

◉▲=1 piece pack and 10 pieces pack both Stocked ●▲=1 piece pack Stocked

Recommended Application	BNX10	BNX20	BNX25*	BN1000	BN2000	BN250	BN350	BN500	BN7000	BN700	BN7500	BNS800
K cast iron								○	●			◕
S exotic alloy									●			◕
H hardened steel	○	◔	✖	●	◕	◔	✖					
sintered component									◕		●	

● One-use Type/7 ° Positive (Without Hole)

Appearance	Cutting edge specification	Cat. No.	Old Cat. No.	Pcs./Pack	No. of Cutting Edges	Dimensions (mm) Nose Radius	Cutting Edge Length	BNX10	BNX20	BNX25*	BN1000	BN2000	BN250	BN350	BN500	BN7000	BN700	BN7500	BNS800
	Standard	NU-CCGN 040104	—	1	1	0.4	2.5					◉	▲						—
		040108				0.8	2.4					◉	▲						—
		T-NU-CCGN 040104	—	10	1	0.4	2.5					◉	▲						—
		040108				0.8	2.4					◉	▲						—
Strong edge type	S01235	NU-CCGN 040104HS	—	1	1	0.4	2.5	—	—	—	—	●	—	—	—	—	—	—	—
		040108HS				0.8	2.4	—	—	—	—	●	—	—	—	—	—	—	—

*For BNX25, use NS type code (NS-CCGN) *Depth-of-cut for one-use type is 0.5mm or less

SUMIBORON Application Range Map

Ⓒ Grey Cast Iron

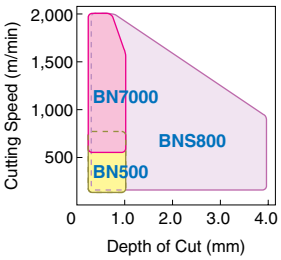

Ⓓ Ductile Cast Iron

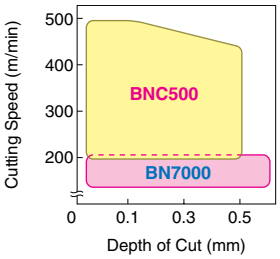

Ⓔ General Sintered Alloy

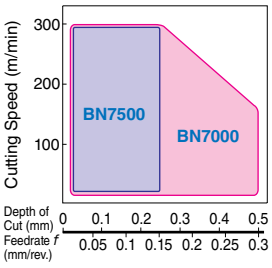

Ⓕ High Density Sintered Alloy

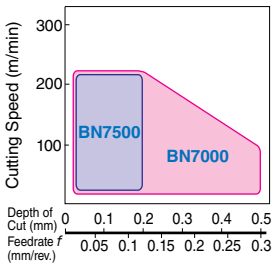

▲mark: To be replaced by new item (Please confirm stock availability)