C 80° Diamond Type

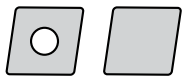

Standard Cutting Edge Specification (Refer to L26 to L27 for details on symbols.)

	BNX10	BNX20	BNX25	BN1000 BN2000	BN250	BN350	BN2010 BN2020	BNC100 BNC160	BNC200 BNC300	BNC500	BN500	BN7000 BN700	BN7500	BNS800
Negative	T01225	S01225	S01725	S01225	S01225	T01225	S01225	S01225	S01225	S01215	T01215	T01215	T01215	T02020
Positive					S01235	T01235								—

Legend: Continuous Cut ● : 1st Choice ○ : 2nd Choice; Medium Cut ◕ : 1st Choice ◔ : 2nd Choice; Interrupted Cut ✖ : 1st Choice ✪ : 2nd Choice

◉▲=1 piece pack and 10 pieces pack both Stocked ●▲=1 piece pack Stocked

CCG■0602●●

I.C.: ø6.35 Thickness: 2.38 Hole: ø2.8

Applicable holder ref. page, (Example)

Applicable External Holders ☞ C29, D13, 17, 24

Applicable Internal Holders ☞ E36, 37

Recommended Application	BNX10	BNX20	BNX25*	BN1000	BN2000	BN250	BN350	BN500	BN7000	BN700	BN7500	BNS800
K cast iron								○	●			◕
S exotic alloy									●			◕
H hardened steel	○	◔	✪	●	◕	◔	✖					
sintered component									◕		●	

● One-use Type/7° Positive (With Hole)

Appearance	Cutting edge specification	Cat. No.	Old Cat. No.	Pcs./Pack	No. of Cutting Edges	Nose Radius	Cutting Edge Length	BNX10	BNX20	BNX25*	BN1000	BN2000	BN250	BN350	BN500	BN7000	BN700	BN7500	BNS800
	Standard	NU-CCGW 060202	—	1	1	0.2	2.5				●	◉	▲						—
		060204				0.4	2.5				●	◉	▲			●	●		—
		060208				0.8	2.4					●							—
		T-NU-CCGW 060202	—	10	1	0.2	2.5					◉	▲						—
		060204				0.4	2.5					◉	▲						—
		060208				0.8	2.4												—
Fine Boring type	T01215	NU-CCGW 060202LT	—	1	1	0.2	2.5	—	—	—	—	●	—	—	—	—	—	—	—
		060204LT				0.4	2.5	—	—	—	—	●	—	—	—	—	—	—	—
		060208LT				0.8	2.5	—	—	—	—	●	—	—	—	—	—	—	—
Continuous cutting general type	S01225	NU-CCGW 060202LS	NU-CCGW 060202M	1	1	0.2	2.5	—	—	—	—	—	▲	—	—	—	—	—	—
		060204LS	060204M			0.4	2.5	—	—	—	—	—	▲	—	—	—	—	—	—
		060208LS	060208M			0.8	2.4	—	—	—	—	—	▲	—	—	—	—	—	—
		T-NU-CCGW 060202LS	T-NU-CCGW 060202M	10	1	0.2	2.5	—	—	—	—	—		—	—	—	—	—	—
		060204LS	060204M			0.4	2.5	—	—	—	—	—		—	—	—	—	—	—
		060208LS	060208M			0.8	2.4	—	—	—	—	—		—	—	—	—	—	—
Strong edge type	S01235	NU-CCGW 060202HS	—	1	1	0.2	2.5	—	—	—	—	●	—	—	—	—	—	—	—
		060204HS				0.4	2.5	—	—	—	—	●	—	—	—	—	—	—	—

*For BNX25, use NS type code (NS-CCGW) *Depth-of-cut for one-use type is 0.5mm or less

● Multi-cornered,One-use Type/7° Positive (With Hole)

	Standard	2NU-CCGW 060204	—	1	2	0.4	2.5									●		●	—
Break Master	No edge treatment	2NU-CCGT 060204N-FV	—	1	2	0.4	2.3	—	—	—	—	●	—	—	—	—	—	—	—

*For BNX25, use 2NS type code (2NS-CCGW) *Depth-of-cut for one-use type is 0.5mm or less

SUMIBORON Application Range Map

Ⓐ Uncoated SUMIBORON

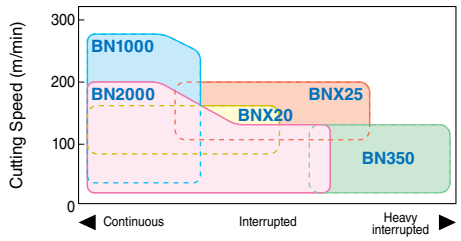

Ⓑ Coated SUMIBORON

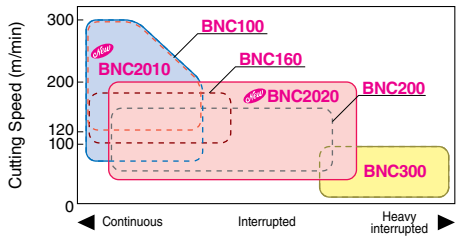

▲▲mark: To be replaced by new item (Please confirm stock availability)