C 80° Diamond Type

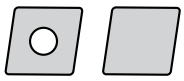

Standard Cutting Edge Specification (Refer to L26 to L27 for details on symbols.)

	BNX10	BNX20	BNX25	BN1000 BN2000	BN250	BN350	BN2010 BN2020	BNC100 BNC160	BNC200 BNC300	BNC500	BN500	BN7000 BN700	BN7500	BNS800
Negative	T01225	S01225	S01725	S01225	S01225	T01225	S01225	S01225	S01225	S01215	T01215	T01215	T01215	T02020
Positive					S01235	T01235								—

Legend: Continuous Cut ● : 1st Choice ○ : 2nd Choice; Medium Cut ◕ : 1st Choice ◔ : 2nd Choice; Interrupted Cut ✖ : 1st Choice ✪ : 2nd Choice

●▲=1 piece pack and 10 pieces pack both Stocked ●▲=1 piece pack Stocked

CCEW03X1●●

I.C.: ø3.5 Thickness: 1.4 Hole: ø1.8

Applicable holder ref. page, (Example)

Applicable Internal Holders E36, 37

Recommended Application		CBN												
		BNX10	BNX20	BNX25	BN1000	BN2000	BN250	BN350	BN500	BN7000	BN700	BN7500	BNS800
K	cast iron								○	●			◕
S	exotic alloy									●			◕
H	hardened steel	○	◔	✪	●	◕	◔	✖					
	sintered component									◕		●	

● One-use Type/7 ° Positive (With Hole)

Appearance	Cutting edge specification	Cat. No.	Old Cat. No.	Pcs./Pack	No. of Cutting Edges	Dimensions (mm) Nose Radius	Cutting Edge Length	BNX10	BNX20	BNX25	BN1000	BN2000	BN250	BN350	BN500	BN7000	BN700	BN7500	BNS800
Low Resistance Type	Sharp Edge	**NU-CCEW 03X102LF**	NU-CCEW 03X102F	1	1	0.2	1.2	—	—	—	—	—	—	—	—	●	▲	●	—
		03X104LF	03X104F			0.4	1.1	—	—	—	—	—	—	—	—				—
		T-NU-CCEW 03X102LF	T-NU-CCEW 03X102F	10	1	0.2	1.2	—	—	—	—	—	—	—	—				—
		03X104LF	03X104F			0.4	1.1	—	—	—	—	—	—	—	—				—
Fine Boring type	T00715	**NU-CCEW 03X102LT**	NU-CCEW 03X102S	1	1	0.2	1.2	—	●	—	—	—	—	—	—	—	—	—	—
		03X104LT	03X104S			0.4	1.1	—	●	—	—	—	—	—	—	—	—	—	—
		T-NU-CCEW 03X102LT	T-NU-CCEW 03X102S	10	1	0.2	1.2	—		—	—	—	—	—	—	—	—	—	—
		03X104LT	03X104S			0.4	1.1	—		—	—	—	—	—	—	—	—	—	—

*Depth-of-cut for one-use type is 0.5mm or less

SUMIBORON Application Range Map

Ⓐ Uncoated SUMIBORON

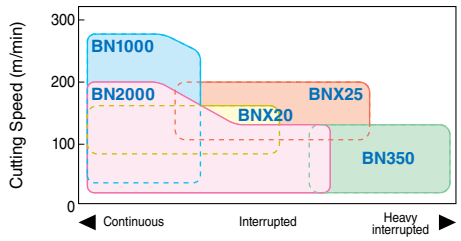
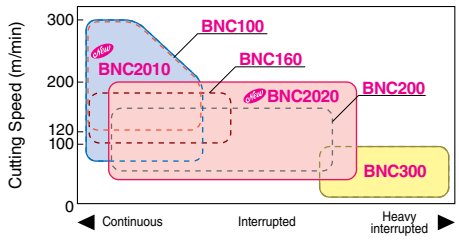
Ⓑ Coated SUMIBORON