# C 80° Diamond Type

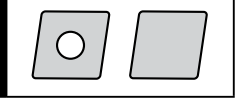

## CN■■1204●●

I.C.: ø12.7 Thickness: 4.76 Hole: ø5.16

Applicable holder ref. page, (Example)

Applicable External Holders C7, 8

Applicable Internal Holders E45 to E47

### Standard Cutting Edge Specification (Refer to L26 to L27 for details on symbols.)

| | BNX10 | BNX20 | BNX25 | BN1000 BN2000 | BN250 | BN350 | BN2010 BN2020 | BNC100 BNC160 | BNC200 BNC300 | BNC500 | BN500 | BN7000 BN700 | BN7500 | BNS800 |
|---|---|---|---|---|---|---|---|---|---|---|---|---|---|---|
| Negative | T01225 | S01225 | S01725 | S01225 | S01225 | T01225 | S01225 | S01225 | S01225 | S01215 | T01215 | T01215 | T01215 | T02020 |
| Positive | | | | | S01235 | T01235 | | | | | | | | — |

Legend: Continuous Cut ● : 1st Choice ○ : 2nd Choice; Medium Cut ◕ : 1st Choice ◔ : 2nd Choice; Interrupted Cut ✖ : 1st Choice ✪ : 2nd Choice

●▲=1 piece pack and 10 pieces pack both Stocked ●▲=1 piece pack Stocked

| Recommended Application | | CBN | | | | | | | | | | | | |
|---|---|---|---|---|---|---|---|---|---|---|---|---|---|---|
| K cast iron | | | | | | | | ○ | ● | | | ◕ |
| S exotic alloy | | | | | | | | | ● | | | ◕ |
| H hardened steel | | ○ | ◔ | ✪ | ● | ◕ | ◔ | ✖ | | | | |
| sintered component | | | | | | | | | ◕ | | ● | |

### ● Multi-cornered,One-use Type/Negative (With Hole)

| Appearance | Cutting edge specification | Cat. No. | Old Cat. No. | Pcs./Pack | No. of Cutting Edges | Dimensions (mm) Nose Radius | Cutting Edge Length | BNX10 | BNX20 | BNX25 | BN1000 | BN2000 | BN250 | BN350 | BN500 | BN7000 | BN700 | BN7500 | BNS800 |
|---|---|---|---|---|---|---|---|---|---|---|---|---|---|---|---|---|---|---|---|
| Strong edge type | BN2000 → S01235<br>BN7000 → S01225<br>BN700 → S01225<br>BN7500 → S00525 | **2NU-CNGA 120404HS** | 2NU-CNGA 120404T | 1 | 2 | 0.4 | 2.5 | — | — | — | — | ● | — | — | — | ● | ● | | — |
| | | **120408HS** | 120408T | | | 0.8 | 2.4 | — | — | — | — | ● | — | — | — | ● | ● | | — |
| | | **120412HS** | 120412T | | | 1.2 | 2.3 | — | — | — | — | ● | — | — | — | ● | | | — |
| | | **T-2NU-CNGA 120404HS** | T-2NU-CNGA 120404T | 10 | 2 | 0.4 | 2.5 | — | — | — | — | | — | — | — | | | | — |
| | | **120408HS** | 120408T | | | 0.8 | 2.4 | — | — | — | — | | — | — | — | | | | — |
| | | **120412HS** | 120412T | | | 1.2 | 2.3 | — | — | — | — | | — | — | — | | | | — |

*Depth-of-cut for one-use type is 0.5mm or less

### ● Negative Type (With Hole)

| | | | | | | | | | | | | | | | | | | | |
|---|---|---|---|---|---|---|---|---|---|---|---|---|---|---|---|---|---|---|---|
| | Standard | **CNMA 120404** | — | 1 | 1 | 0.4 | 4.6 | | ● | | | ● | ▲ | | ● | | | | — |
| | | **120408** | | | | 0.8 | 4.5 | | ● | | | ● | ▲ | | ● | ● | ● | | — |
| | | **120412** | | | | 1.2 | 4.4 | | ● | | | ● | ▲ | | ● | ● | ● | | — |

### ● Solid Type/Negative (With Hole)

| | | | | | | | | | | | | | | | | | | | |
|---|---|---|---|---|---|---|---|---|---|---|---|---|---|---|---|---|---|---|---|
| | Standard | **CNGA 120408** | — | 1 | Solid | 0.8 | 12.9 | — | — | — | — | — | — | — | — | — | — | — | ● |
| | | **120412** | | | | 1.2 | 12.9 | — | — | — | — | — | — | — | — | — | — | — | ● |

## SUMIBORON Application Range Map

Ⓐ Uncoated SUMIBORON

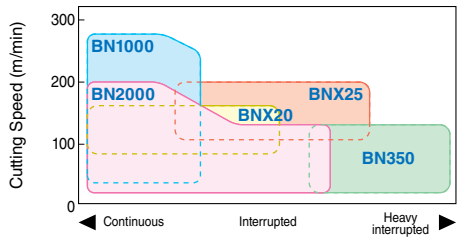


Ⓑ Coated SUMIBORON

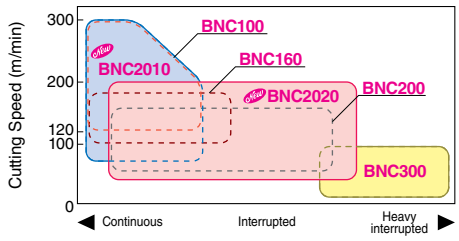




▲mark: To be replaced by new item (Please confirm stock availability)