


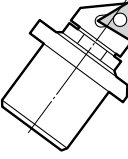
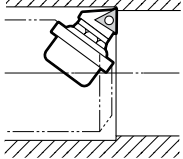
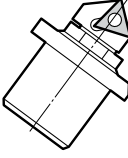
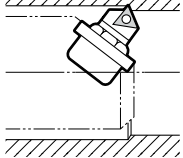
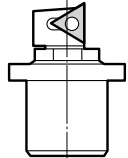
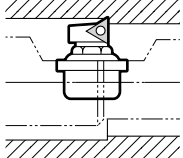
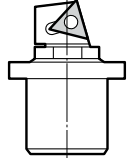
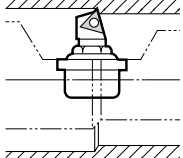


SEC- Micro Units

Note: Please recommend using MUP type micro units when designing new tooling. MUN and NC types should only be used as replacement parts for existing tooling which are already using these micro units.

Typical Toolings

		MUP Type			MUN Type			NC Type		
										
Illustrations	Applications	Cat. No.	Min. Bore Dia. (mm)	Stock R LH	Cat. No.	Min. Bore Dia. (mm)	Stock R LH	Cat. No.	Min. Bore Dia. (mm)	Stock R LH
		MUP1-A0	25	● ●	MUN2 -A0	36		FBU2-A0	34	
		MUP2-A0	36	● ●	MUN3 -A0	47		FBU3-A0	51.5	
		MUP3-A0	47	● ●	MUN3L-A0	54		FBU4-A0	72.5	
		MUP4-A0	73	●	MUN4 -A0	73				
					MUN4L-A0	78				
		MUP1-A15	25	●	MUN2 -A15	36		FBU2-A15	36	
		MUP2-A15	36	●	MUN3 -A15	47		FBU3-A15	53	
		MUP3-A15	47		MUN3L-A15	54		FBU4-A15	76	
		MUP4-A15	73		MUN4 -A15	73				
					MUN4L-A15	78				
		MUP1-V0	25	● ●	MUN2 -V0	36		FBU2-V0	36	
		MUP2-V0	36	● ●	MUN3 -V0	47		FBU3-V0	54	
		MUP3-V0	47	● ●	MUN3L-V0	54		FBU4-V0	78.5	
		MUP4-V0	73	●	MUN4 -V0	73				
					MUN4L-V0	78				
		MUP1-V15	25	●	MUN2 -V15	36		FBU2-V15	36	
		MUP2-V15	36	●	MUN3 -V15	47		FBU3-V15	54	
		MUP3-V15	47	●	MUN3L-V15	54		FBU4-V15	78.5	
		MUP4-V15	73	●	MUN4 -V15	73				
					MUN4L-V15	78				

* If a left-hand unit is required, include "LH" after the catalogue number (ex. MUP1-A0-LH, MUP1-V0-LH)

* Inserts are not included.