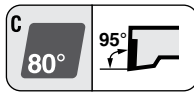
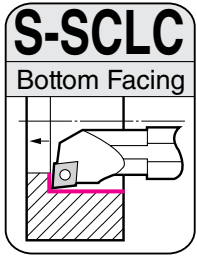


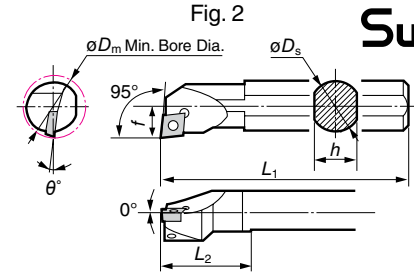
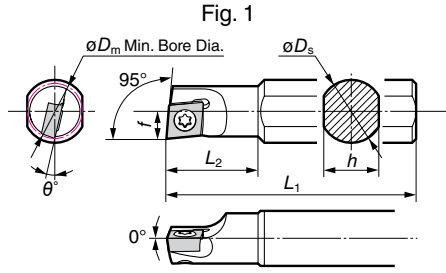
SEC-Boring Bars S-SCLC/B-SCLC Type



Finish-Medium Cut



Steel



Sumi Small

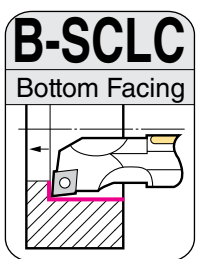
■ Spare Parts

■ Holder Right handed toolholders are applicable with left handed or neutral inserts.
Left handed toolholders are applicable with right handed or neutral inserts.

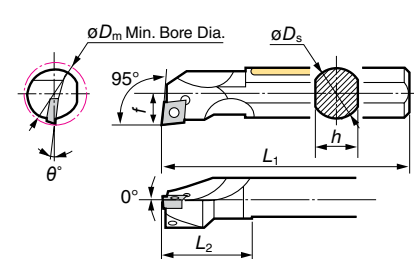
Above figures show right hand tools.

Shank	Cat. No.	Conventional Cat. No.	Stock		Dimensions (mm)							Fig.	Applicable Insert	Screw	Recommended Tightening Torque (N·m)	Wrench
			R	L	Min. Bore Dia. øD _m	øD _s	h	L ₁	f	L ₂	θ°					
Steel	S08H-SCLC R/L03X1-05	—	●	●	5	8	7	100	2.5	24	-15	1	CC □□03X1□□	BFTX016033	0.2	TRX06
	S08H-SCLC R/L03X1-06	—	●	●	6	8	7	100	3.0	28	-13	1	CC □□04X1□□	BFTX0203N	0.5	
	S08H-SCLC R/L04X1-07	—	●	●	7	8	7	100	3.5	32	-13	1	CC □□04X1□□	BFTX0203N	0.5	
	S08H-SCLC R/L04X1-08	—	●	●	8	8	7	100	4.0	37	-11	1	CC □□04X1□□	BFTX0203N	0.5	
	S08H-SCLC R/L0602-10	S08H-SCLC R/L06	●	●	10	8	7	100	5.5	19	-13	2	CC □□0602□□	BFTX02505N	1.1	TRX08
	S10K-SCLC R/L0602-12	S10K-SCLC R/L06-12	●	●	12	10	9	125	6.0	21	-12		CC □□0602□□	BFTX02506N	1.5	
	S10K-SCLC R/L0602-13	S10K-SCLC R/L06	▲	▲	13	10	9	125	7.0	21	-12		CC □□0602□□	BFTX02506N	1.5	
	S12M-SCLC R/L0602-14	S12M-SCLC R/L06-14	●	●	14	12	11	150	7.0	25	-10	2	CC □□09T3□□	BFTX0407N	3.0	TRX15
	S12M-SCLC R/L0602-16	S12M-SCLC R/L06	▲	▲	16	12	11	150	9.0	25	-10		CC □□09T3□□	BFTX0409N	3.4	
	S16R-SCLC R/L0602-18	—	●	●	18	16	15	200	9.0	27	-8		CC □□09T3□□	BFTX0407N	3.0	
	S16R-SCLC R/L09T3-18	—	●	●	18	16	15	200	9.0	30	-10	2	CC □□09T3□□	BFTX0407N	3.0	TRX15
	S16R-SCLC R/L09T3-20	S16R-SCLC R/L09	▲	▲	20	16	15	200	11.0	30	-8		CC □□09T3□□	BFTX0409N	3.4	
	S20S-SCLC R/L09T3-22	—	●	●	22	20	18	250	11.0	30	-8		CC □□1204□□	BFTX0511N	5.0	
	S20S-SCLC R/L09T3-25	S20S-SCLC R/L09	▲	▲	25	20	18	250	13.0	30	-7	2	CC □□1204□□	BFTX0511N	5.0	TRX20
	S25T-SCLC R/L09T3-27	—	●	●	27	25	23	300	13.5	35	-6		CC □□1204□□	BFTX0511N	5.0	
S25T-SCLC R/L1204-32	S25T-SCLC R/L12	▲	▲	32	25	23	300	17.0	38	-6	2	CC □□1204□□	BFTX0511N	5.0	TRX20	

■ Spare Parts



Anti-vibration



SumiTurn

Sumi Small

■ Holder Right handed toolholders are applicable with left handed or neutral inserts.
Left handed toolholders are applicable with right handed or neutral inserts.

Above figures show right hand tools.

Shank	Cat. No.	Stock		Dimensions (mm)							Applicable Insert	Screw	Recommended Tightening Torque (N·m)	Wrench	
		R	L	Min. Bore Dia. øD _m	øD _s	h	L ₁	f	L ₂	θ°					
Anti-vibration	B08H-SCLC R/L0602-10	●	●	10	8	7	100	5.5	19	-13	CC □□0602□□	BFTX02505N	1.1	TRX08	
	B10K-SCLC R/L0602-12	●	●	12	10	9	125	6.0	21	-12		CC □□0602□□	BFTX02506N		1.5
	B12M-SCLC R/L0602-14	●	●	14	12	11	150	7.0	25	-10		CC □□0602□□	BFTX02506N		1.5
	B12M-SCLC R/L0602-16	●	●	16	12	11	150	9.0	25	-10	CC □□09T3□□	BFTX0407N	3.0	TRX15	
	B16R-SCLC R/L09T3-20	●	●	20	16	15	200	11.0	30	-8		CC □□09T3□□	BFTX0409N		3.4
	B20S-SCLC R/L09T3-25	●	●	25	20	18	250	13.0	30	-7		CC □□09T3□□	BFTX0409N		3.4
	B25T-SCLC R/L1204-32	●	●	32	25	23	300	17.0	38	-6	2	CC □□1204□□	BFTX0511N	5.0	TRX20