

SEC-MINI Boring Tool Holders CKB Type

■ Insert

●KBMX Type, KBMX-T Type (Boring)

Cat. No.	ACZ310	Min. Bore Dia. ϕD_m	Dimensions (mm)					l_1
			F	e	r_ϵ	l		
KBMX R0103-05	●	1.0	4.00	0.20	0.05	20.5	3	
KBMX R0103-20	●	1.0	4.00	0.20	0.20	20.5	3	
KBMX R01506-05	●	1.5	4.05	0.25	0.05	23.5	6	
KBMX R01506-20	●	1.5	4.05	0.25	0.20	23.5	6	
KBMX R0206-05	●	2.0	4.05	0.25	0.05	23.5	6	
KBMX R0206-20	●	2.0	4.05	0.25	0.20	23.5	6	
KBMX R0311-05	●	3.0	4.10	0.30	0.05	28.5	11	
KBMX R0311-20	●	3.0	4.10	0.30	0.20	28.5	11	
KBMX R0411-05	●	4.0	4.30	0.50	0.05	28.5	11	
KBMX R0411-20	●	4.0	4.30	0.50	0.20	28.5	11	
KBMX R0420-05	●	4.0	4.30	0.50	0.05	37.5	20	
KBMX R0420-20	●	4.0	4.30	0.50	0.20	37.5	20	
KBMX R0511-05	●	5.0	4.50	0.70	0.05	28.5	11	
KBMX R0511-20	●	5.0	4.50	0.70	0.20	28.5	11	
KBMX R0520-05	●	5.0	4.50	0.70	0.05	37.5	20	
KBMX R0520-20	●	5.0	4.50	0.70	0.20	37.5	20	

Cat. No.	ACZ160	Min. Bore Dia. ϕD_m	Dimensions (mm)					l_1
			F	e	r_ϵ	l		
KBMX R0103-05T	●	1.0	4.00	0.20	0.05	20.5	3	
KBMX R0103-20T	●	1.0	4.00	0.20	0.20	20.5	3	
KBMX R01506-05T	●	1.5	4.05	0.25	0.05	23.5	6	
KBMX R01506-20T	●	1.5	4.05	0.25	0.20	23.5	6	
KBMX R0206-05T	●	2.0	4.05	0.25	0.05	23.5	6	
KBMX R0206-20T	●	2.0	4.05	0.25	0.20	23.5	6	
KBMX R0311-05T	●	3.0	4.10	0.30	0.05	28.5	11	
KBMX R0311-20T	●	3.0	4.10	0.30	0.20	28.5	11	
KBMX R0411-05T	●	4.0	4.30	0.50	0.05	28.5	11	
KBMX R0411-20T	●	4.0	4.30	0.50	0.20	28.5	11	
KBMX R0511-05T	●	5.0	4.50	0.70	0.05	28.5	11	
KBMX R0511-20T	●	5.0	4.50	0.70	0.20	28.5	11	

●KBMZ Type (Back Boring)

Cat. No.	ACZ310	Min. Bore Dia. ϕD_m	Dimensions (mm)					l_2
			F	e	r_ϵ	l		
KBMZ R0411-05	●	4.0	5.10	1.3	0.05	28.5	9	11
KBMZ R0411-20	●	4.0	5.10	1.3	0.20	28.5	9	11
KBMZ R0511-05	●	5.0	5.10	1.3	0.05	28.5	9	11
KBMZ R0511-20	●	5.0	5.10	1.3	0.20	28.5	9	11

●KBMG Type (Internal Grooving)

Cat. No.	ACZ310	Min. Bore Dia. ϕD_m	Dimensions (mm)					l_1
			F	e	w	r_ϵ		
KBMG R0411-05	●	4.0	4.90	1.1	1.00	0.05	28.5	11
KBMG R0411-10	●	4.0	4.90	1.1	2.00	0.10	28.5	11
KBMG R0511-05	●	5.0	5.10	1.3	1.00	0.05	28.5	11
KBMG R0511-10	●	5.0	5.10	1.3	2.00	0.10	28.5	11


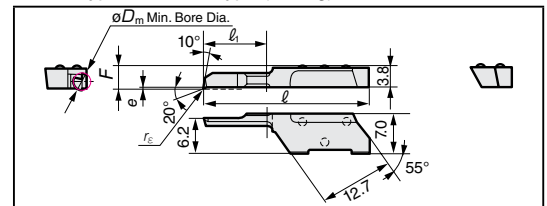
●KBMF Type (End Grooving)

Cat. No.	ACZ160	Min. Bore Dia. ϕD_m	Dimensions (mm)					Max. groove depth (mm)
			F	e	w	r_ϵ		
KBMF R0615-05	●	6.0	4.0	0.2	1.5	0.05	21.8	4.0
KBMF R0620-05	●	6.0	4.0	0.2	2.0	0.05	21.8	4.0
KBMF R0630-05	●	6.0	4.0	0.2	3.0	0.05	21.8	4.0

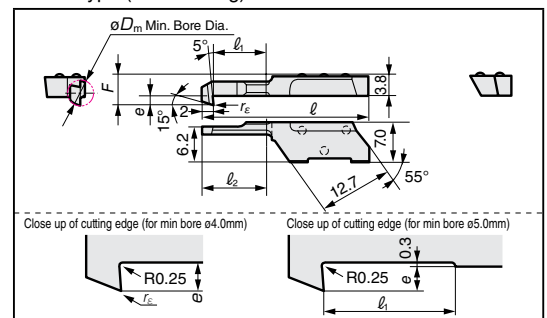
●KBMX Type (SUMIDIA / Boring)

Cat. No.	DAE200	Min. Bore Dia. ϕD_m	Dimensions (mm)					l_1
			F	e	r_ϵ	l		
KBMX R0311-10	●	3.0	4.1	0.3	0.1	28.5	11	
KBMX R0411-10	●	4.0	4.3	0.5	0.1	28.5	11	
KBMX R0511-10	●	5.0	4.5	0.7	0.1	28.5	11	

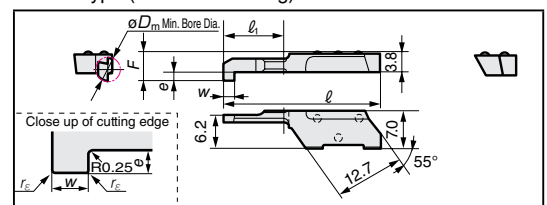
KBMX Type, KBMX-T Type (Boring)



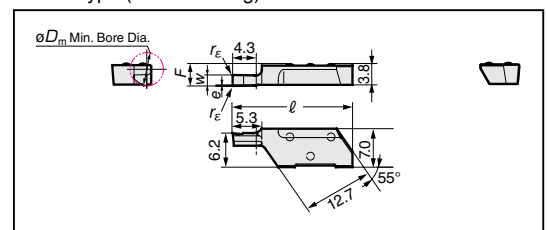
KBMZ Type (Back Boring)



KBMG Type (Internal Grooving)



KBMF Type (End Grooving)



KBMX Type (SUMIDIA / Boring)

