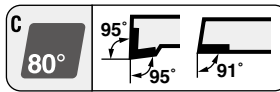



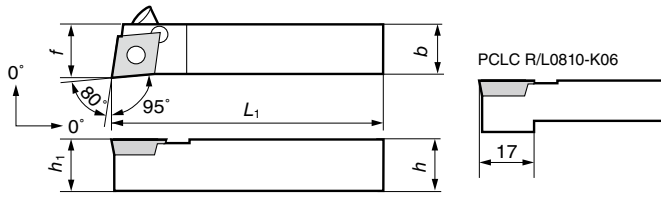
PC/SC Type



External Turning



Side lever locking holders



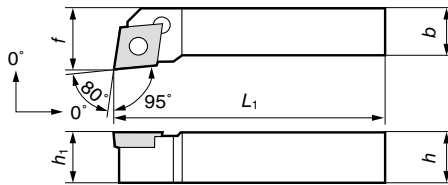
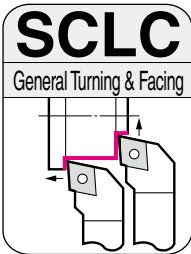
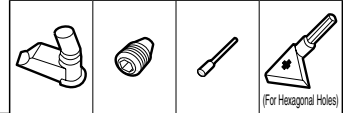
PCLC R/L0810-K06

Above figures show right hand tools.

■ Holder

Cat. No.	Stock		Dimensions (mm)						Applicable Insert	Parts			
	R	L	h	b	L ₁	f	h ₁	Lever Pin		Set Screw	Pin	Wrench	
PCLC R/L0810-K06	●	●	8	10	125	10.5	8	CC□□0602	LCL06	BTT0407	LP07	TH020	
PCLC R/L1010-K06	●	●	10	10	125	10.5	10	CC□□0602	LCL09		LP06		
PCLC R/L1212-M09	●	●	12	12	150	12.5	12	CC□□09T3					
PCLC R/L1616-M09	●	●	16	16	150	16.5	16	CC□□09T3					
PCLC R/L2020-M09	●	●	20	20	150	20.5	20	CC□□09T3	BTT0411				

■ Parts

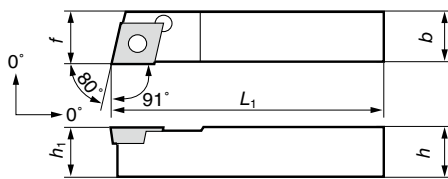
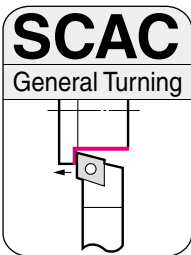
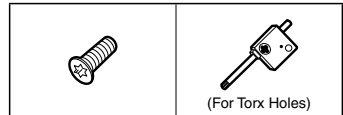


Above figures show right hand tools.

■ Holder

Cat. No.	Stock		Dimensions (mm)						Applicable Insert	Parts		
	R	L	h	b	L ₁	f	h ₁	Screw		Recommended Tightening Torque (N·m)	Wrench	
SCLC R/L0808-06	●	●	8	8	100	10	8	CC□□0602	BFTX02506N	1.5	TRX08	
SCLC R/L1010-06	●	●	10	10	100	12	10	CC□□0602				
SCLC R/L1212-09	●	●	12	12	100	16	12	CC□□09T3	BFTX0409N	3.4	TRX15	
SCLC R/L1616-09	●	●	16	16	100	20	16	CC□□09T3				
SCLC R/L2020-09	●	●	20	20	125	24	20	CC□□09T3				

■ Parts



Above figures show right hand tools.

■ Holder

Cat. No.	Stock		Dimensions (mm)						Applicable Insert	Parts		
	R	L	h	b	L ₁	f	h ₁	Screw		Recommended Tightening Torque (N·m)	Wrench	
SCAC R/L0808-06	●		8	8	100	8.5	8	CC□□0602	BFTX02506N	1.5	TRX08	
SCAC R/L1010-06	●	●	10	10	100	10.5	10	CC□□0602				
SCAC R/L1212-09	●	●	12	12	100	12.5	12	CC□□09T3	BFTX0409N	3.4	TRX15	
SCAC R/L1616-09	●	●	16	16	100	16.5	16	CC□□09T3				
SCAC R/L2020-09	●	●	20	20	125	20.5	20	CC□□09T3				

■ Parts

