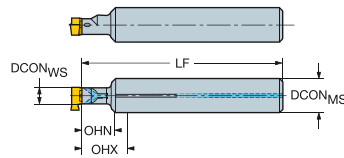


Cylindrical shank to CoroCut® MB adapter

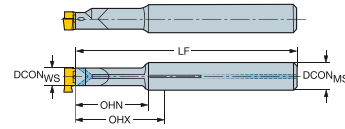
With groove for EasyFix sleeve




MB..Axx..R
Steel shank



MB..Exx..R
Carbide shank



Metric version

							Dimensions							
CZC _{MS}	CZC _{WS}	OHN	OHX	CNSC	CXSC	Ordering code	DCON _{MS}	DCON _{WS}	LPR	LF	WF	HF	CP Bar/PSI	
12	07	24	24	1	1	MB-E12-24-07R	12	7	88	88	0	0	10	0.2
	07	32	32	1	1	MB-E12-32-07R	12	7	96	96	0	0	10	0.1
	07	48	48	1	1	MB-E12-48-07R	12	7	111	111	0	0	10	0.1
	09	34	34	1	1	MB-E12-34-09R	12	9	94	94	0	0	10	0.1
	09	45	45	1	1	MB-E12-45-09R	12	9	104	104	0	0	10	0.1
16	09	64	64	1	1	MB-E12-64-09R	12	9	124	124	0	0	10	0.1
	07	16	16	1	1	MB-A16-16-07R	16	7	93	93	0	0	10	0.1
	09	20	20	1	1	MB-A16-20-09R	16	9	94	94	0	0	10	0.1
	09	34	34	1	1	MB-E16-34-09R	16	9	94	94	0	0	10	0.2
	09	45	45	1	1	MB-E16-45-09R	16	9	104	104	0	0	10	0.2
20	09	64	64	1	1	MB-E16-64-09R	16	9	124	124	0	0	10	0.2
	11	42	42	1	1	MB-E16-42-11R	16	11	94	94	0	0	10	0.2
	11	60	60	1	1	MB-E16-60-11R	16	11	124	124	0	0	10	0.2
	11	85	85	1	1	MB-E16-85-11R	16	11	154	154	0	0	10	0.3
	11	25	25	1	1	MB-A20-25-11R	20	11	89	89	0	0	10	0.2
20	11	40	40	1	1	MB-A20-40-11R	20	11	99	99	0	0	10	0.2
	11	85	85	1	1	MB-E20-85-11R	20	11	154	154	0	0	10	0.4

General minimum hole depends on insert; see respective insert ordering page.



I1



I38



I30