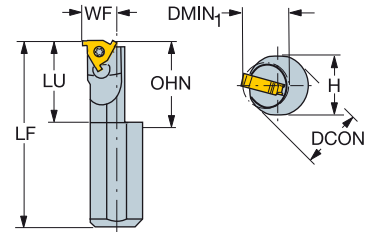
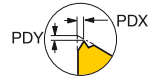
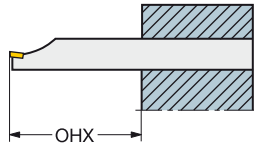


# T-Max® U-Lock boring bar for thread turning

Screw clamp design  
Cylindrical with flats



166.0L



## Metric version

		CZC <sub>MS</sub>	DMIN <sub>1</sub>	LU	OHX	OHN	CNCS	Ordering code	Dimensions								MIID
									DCON	H	LF	WF	HF	THCA			
	11	16	12	20	48	20	0	R/L166.0KF-16-1220-11B	16	15	125	10	0	2	0.9	0.186	R166.0L-11..
		16	16	25	48	25	0	R/L166.0KF-16-1625-11B	16	15	150	10	0	2	0.9	0.220	L166.0L-11..

## Inch version

		CZC <sub>MS</sub>	DMIN	LU	OHX	OHN	CNCS	Ordering code	Dimensions, inch								MIID
									DCON	H	LF	WF	HF	THCA			
	1/4	5/8	.500	.818	1.875	.820	0	R/L166.0KF-D10-D0812-2B	.625	.570	5.000	.394	.000	2	0.66	.308	R166.0L-11..
		5/8	.630	1.02	1.875	1.030	0	R166.0KF-D10-D1016-2B	.625	.562	6.000	.412	.000	2	0.66	.492	R166.0L-11..

R = Right hand, L = Left hand

For PDX/PDY values, see insert page.

For infeed recommendations, see page C91.

Angle of inclination (THCA) with different shims, see page C89.



C56



I1



F16



I38



I34