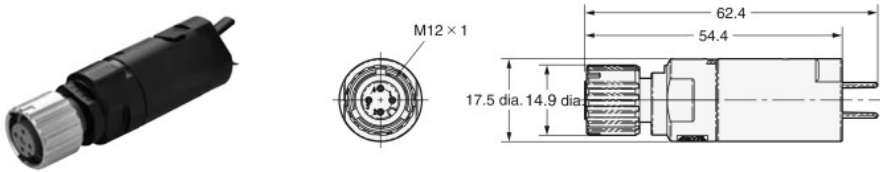
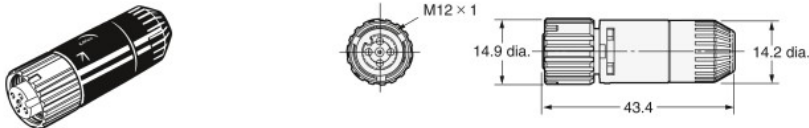


**Dimensions**

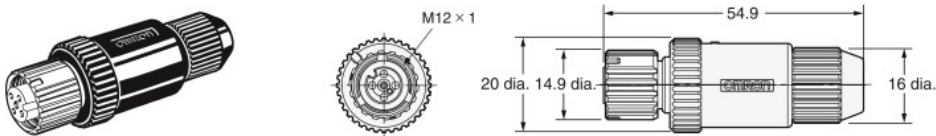
**Straight Connectors  
XS5C-D418 (IDC Model)**



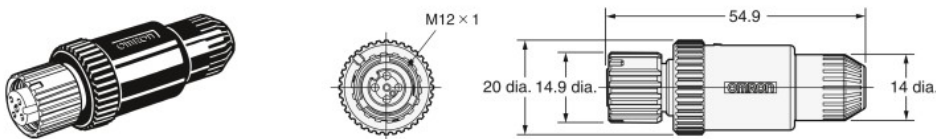
**Straight Connectors  
XS5C-D4C□ (Crimping Model)  
XS5C-D42□ (Soldering Model)**



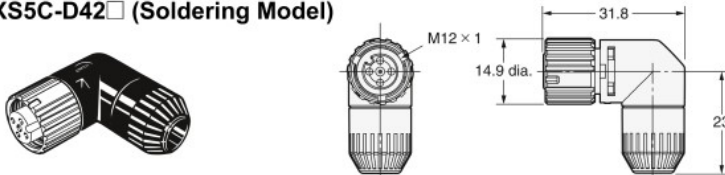
**Straight Connectors  
XS5C-D□S□ (Screw-on Connectors, Suitable Cable Dia.: 7 or 8 mm)**



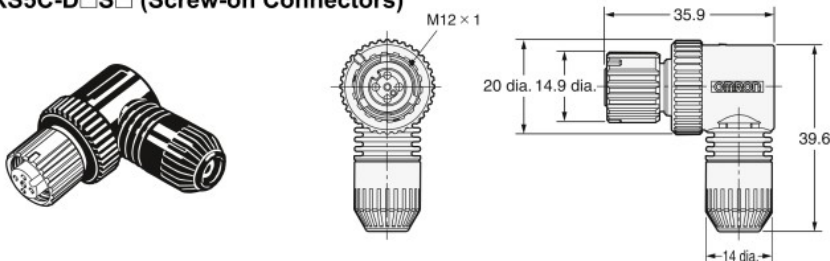
**Straight Connectors  
XS5C-D□S□ (Screw-on Connectors, Suitable Cable Dia.: 3, 4, or 6 mm)**



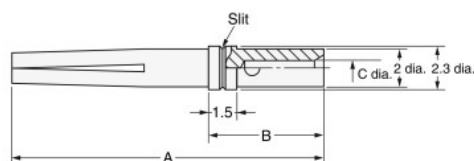
**Right-angle Connectors  
XS5C-D4C□ (Crimping Model)  
XS5C-D42□ (Soldering Model)**



**Right-angle Connectors  
XS5C-D□S□ (Screw-on Connectors)**



**Crimping Pin for XS5C  
XS5U-222□**



\* A special tool must be used for crimping. For details, refer to page 24.

**Dimensions**

Model	Suitable core size (mm <sup>2</sup> )	Dimension (mm)			No. of slits
		A	B	C	
XS5U-2221	0.18 to 0.3	16.7	6.1	0.8	1
XS5U-2222	0.5 to 0.75	16.8	6.2	1.3	0