


NK35B



Order No. Example

NK35B 24



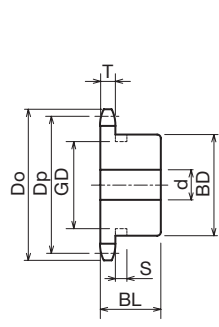
Sprocket No.



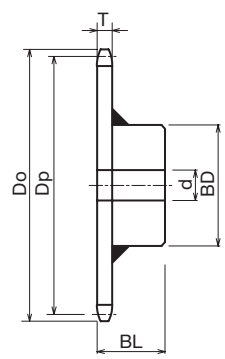
Ground Specification

Welded Specification

- Chain No.35
- Chain Pitch (P)9.525mm
- Bushing Link Inner Width ... (W)4.78 mm
- Bushing Outside Diameter ... (Dr)5.08 mm
- Tooth Width (T)4.3 mm



Ground Specification



Welded Specification

Type	No. of Teeth	Outer Diameter Do	Pitch Diameter Dp	Shaft Hole Diameter d			Boss Diameter BD	Boss Length BL	Shape	Material	Weight kg	¥	Semi-F ¥
				Prepared Hole Product	Minimum	Maximum							
NK 35B	8	29	24.89	8	9	10	★18.5	20	Ground Specification	Carbon Structural Steel High-frequency Hardened Teeth	0.06		
	9	32	27.85	8	9	11	★21.5	20			0.06		
	10	35	30.82	8	9	12	★24.5	20			0.08		
	11	38	33.81	8	9	14	★27	20			0.09		
	12	41	36.80	9	10	16	★30.5	20			0.12		
	13	44	39.80	9	10	18	★32	20			0.12		
	14	47	42.81	9	10	18	32	20			0.12		
	15	51	45.81	9	10	20	35	20			0.16		
	16	54	48.82	9	10	20	37	20			0.19		
	17	57	51.84	11	12	25	41	20			0.22		
	18	60	54.85	11	12	25	44	20			0.25		
	19	63	57.87	11	12	28	47	20			0.28		
	20	66	60.89	11	12	30	50	20			0.32		
	21	69	63.91	11	12	32	53	20			0.36		
	22	72	66.93	11	12	35	56	20			0.37		
	23	75	69.95	11	12	38	60	20			0.38		
	24	78	72.97	11	12	32	53	22			0.43		
	25	81	76.00	11	12	32	53	22			0.44		
	26	84	79.02	11	12	32	53	22			0.45		
	27	87	82.05	11	12	32	53	22			0.46		
28	90	85.07	11	12	32	53	22	0.48					
29	93	88.10	11	12	32	53	22	0.49					
30	96	91.12	11	12	32	53	22	0.51					
31	99	94.15	11	12	32	53	22	0.53					
32	102	97.18	11	12	32	53	22	0.54					
33	105	100.20	11	12	32	53	22	0.56					
34	109	103.23	11	12	32	53	22	0.57					
35	112	106.26	11	12	32	53	22	0.59					
36	115	109.29	12	13	32	53	22	0.61					
37	118	112.31	12	13	42	63	25	0.80					
38	121	115.34	12	13	42	63	25	0.82					
39	124	118.37	12	13	42	63	25	0.84					
40	127	121.40	12	13	42	63	25	0.85					