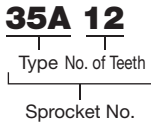
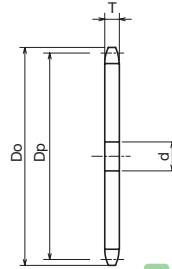



● Order No. Example



- Chain No.35
- Chain Pitch (P)9.525mm
- Bushing Link Inner Width ... (W)4.78 mm
- Bushing Outside Diameter ... (Dr)5.08 mm
- Tooth Width (T)4.3 mm



 Common Steel

| Type | No. of Teeth | Outer Diameter Do | Pitch Diameter Dp | Shaft Hole Diameter d | | Weight kg | ¥ | Semi-F ¥ |
|------|--------------|-------------------|-------------------|-----------------------|---------|-----------|---|----------|
| | | | | Prepared Hole Product | Minimum | | | |
| 35A | 10 | 35 | 30.82 | 8 | 9 | 0.02 | | |
| | 11 | 38 | 33.81 | 8 | 9 | 0.03 | | |
| | 12 | 41 | 36.80 | 9 | 10 | 0.03 | | |
| | 13 | 44 | 39.80 | 9 | 10 | 0.04 | | |
| | 14 | 47 | 42.81 | 9 | 10 | 0.04 | | |
| | 15 | 51 | 45.81 | 9 | 10 | 0.05 | | |
| | 16 | 54 | 48.82 | 9 | 10 | 0.05 | | |
| | 17 | 57 | 51.84 | 11 | 12 | 0.07 | | |
| | 18 | 60 | 54.85 | 11 | 12 | 0.07 | | |
| | 19 | 63 | 57.87 | 11 | 12 | 0.09 | | |
| | 20 | 66 | 60.89 | 11 | 12 | 0.09 | | |
| | 21 | 69 | 63.91 | 11 | 12 | 0.11 | | |
| | 22 | 72 | 66.93 | 11 | 12 | 0.11 | | |
| | 23 | 75 | 69.95 | 11 | 12 | 0.11 | | |
| | 24 | 78 | 72.97 | 11 | 12 | 0.14 | | |
| | 25 | 81 | 76.00 | 11 | 12 | 0.16 | | |
| | 26 | 84 | 79.02 | 11 | 12 | 0.16 | | |
| | 27 | 87 | 82.05 | 11 | 12 | 0.17 | | |
| | 28 | 90 | 85.07 | 11 | 12 | 0.18 | | |
| | 30 | 96 | 91.12 | 11 | 12 | 0.23 | | |
| | 32 | 102 | 97.18 | 11 | 12 | 0.27 | | |
| | 33 | 105 | 100.20 | 11 | 12 | 0.28 | | |
| | 34 | 109 | 103.23 | 11 | 12 | 0.29 | | |
| | 35 | 112 | 106.26 | 11 | 12 | 0.30 | | |
| | 36 | 115 | 109.29 | 12 | 13 | 0.32 | | |
| | 38 | 121 | 115.34 | 12 | 13 | 0.37 | | |
| | 40 | 127 | 121.40 | 12 | 13 | 0.40 | | |
| | 42 | 133 | 127.46 | 14 | 15 | 0.43 | | |
| | 45 | 142 | 136.55 | 14 | 15 | 0.49 | | |
| | 46 | 145 | 139.58 | 14 | 15 | 0.51 | | |
| | 48 | 151 | 145.64 | 14 | 15 | 0.55 | | |
| | 50 | 157 | 151.70 | 14 | 15 | 0.60 | | |
| 54 | 169 | 163.81 | 14 | 15 | 0.70 | | | |
| 55 | 172 | 166.85 | 14 | 15 | 0.71 | | | |
| 60 | 187 | 182.00 | 14 | 15 | 0.80 | | | |
| 65 | 203 | 197.15 | 16 | 17 | 1.02 | | | |
| 70 | 218 | 212.30 | 16 | 17 | 1.18 | | | |
| 80 | 248 | 242.61 | 16 | 17 | 1.50 | | | |



Order Method

Sprocket No. and Quantity



Postage

Same-day shipping



Guide

* Since we also manufacture sizes other than those in the catalog, and machine shaft holes/taps, etc., depending on your request, please contact our company's sales office for details.

* Please refer to P24 to P33 for the Semi-F Series <Complete Product> order method.