

SSH,SSHR

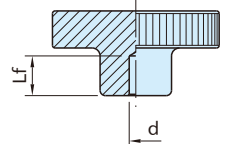
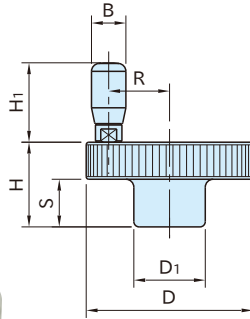
STAINLESS STEEL FINGER WHEELS



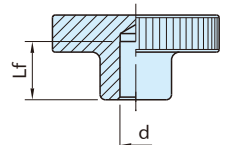
SSH
(Without Handle)



SSHR
(With Revolving Handle)



SSH-C **SSHR**-C
(Bored)



SSH-R **SSHR**-R
(Reamed)

Type	Handwheel	Handle
SSH	Stainless steel (SUS303)	-
SSHR	Stainless steel (SUS303)	Stainless steel (SUS303)

Type/Size	D	H	D ₁	Bored		Reamed		S	For SSHR Type Only		
				d	Lf	d (H8)	Lf		B	H ₁	R
SSH 50	50	28	22	5	15	10	18	15	13	30	17
SSHR 63	63	32	27			12	22				18

Without Handle		With SRG-S Revolving Handle		Hub Hole
Part Number	Weight(g)	Part Number	Weight(g)	
SSH50C	240	SSHR50C	260	Bored
SSH63C	420	SSHR63C	440	
SSH50R	230	SSHR50R	250	Reamed
SSH63R	400	SSHR63R	420	

Notes

The **SSH** type is not provided with a handle-mounting tapped hole.