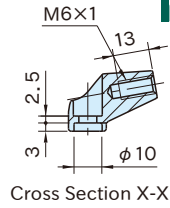
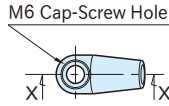
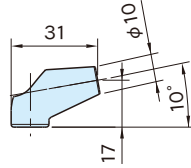


# QLSND-AN10

# ANGLE ADAPTOR



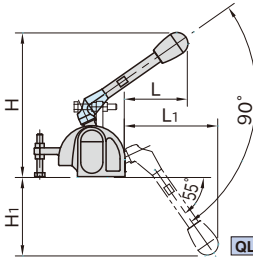
Cross Section X-X



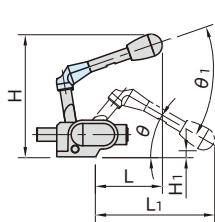
<b>Body</b>
Steel(S45C)
Black oxide finish

Part Number	Weight (g)
<b>QLSND-AN10</b>	12

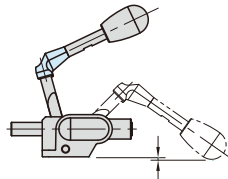
### Dimensions of Snap Clamps with Angular Adaptor Mounted



QLSND



QLSNS28



QLSNS30

Series	H	L	H <sub>1</sub>	L <sub>1</sub>
<b>QLSND28</b>	130	57	71	84
<b>QLSND30</b>	145	61	79	92

Series	H	L	H <sub>1</sub>	L <sub>1</sub>	$\theta$	$\theta_1$
<b>QLSNS28</b>	110	60	6	107	30°	50°
<b>QLSNS30</b>	136	53	2	123	35°	60°

### Furnished With

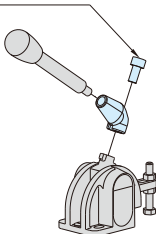
Hex.socket head cap screw M6×1-12L × 1pc.

### How To Use

Remove the handle and then install an Angular Adaptor between the body and the handle.  
(Use a wrench of nominal size 9 for removal of the handle.)

Perfect in applications where the handle can not be turned to the clamping position.

Hex.Socket Head Cap Screw  
M6×1-12L



Conflict

