


ESJB PLASTIC HINGES



ELESA Original Design CFN.



ESJB2864HH



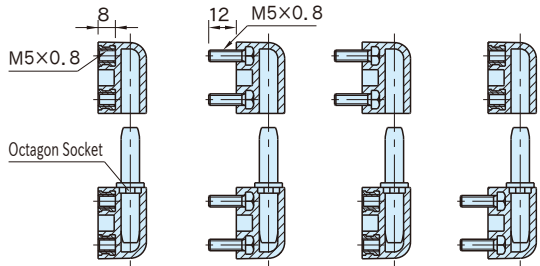
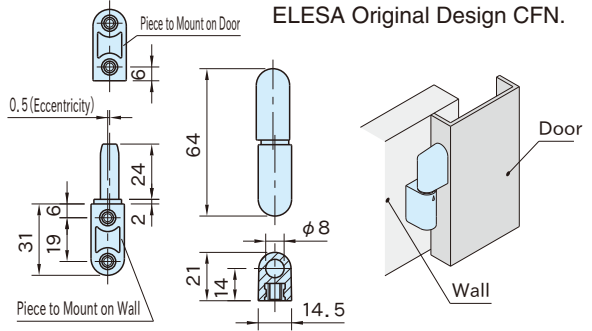
ESJB2864TT



ESJB2864TH



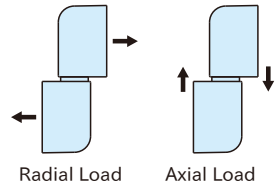
ESJB2864HT



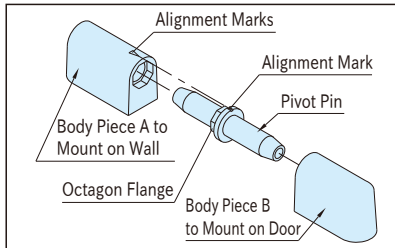
ESJB2864HH ESJB2864TT ESJB2864TH ESJB2864HT

Body / Cover Cap	Pivot Pin	Insert	Stud
Glass-fiber reinforced polyamide plastic	Polyacetal plastic	Brass	Steel(SUM22L)
Black matte	Black	Nickel plated	Nickel plated

Part Number	Load Capacity (N)		Max. Screw Torque (N·m)	Weight (g)
	Radial Load	Axial Load		
ESJB2864HH	200	590	5	24
ESJB2864TT				30
ESJB2864TH				27
ESJB2864HT				27



How To Assemble



1. Direct the octagon-flange side of the pivot pin to Body Piece A and the opposite side to Body Piece B.
2. Align the marks on Body Piece A and the pivot pin, and then insert the pivot pin into Body Piece A.
3. Mount Body Piece B onto the pivot pin.

- Working temperature : Between -20°C and 80°C
- Use in hot or highly humid circumstances can deteriorate the plastic material properties.