

ECL,ECLN

Cam Handles



Stainless Steel

Original ELESA Model LAC-R. LAC.



ECL

(Tapped, Adjustable)



ECL

(Stud, Adjustable)



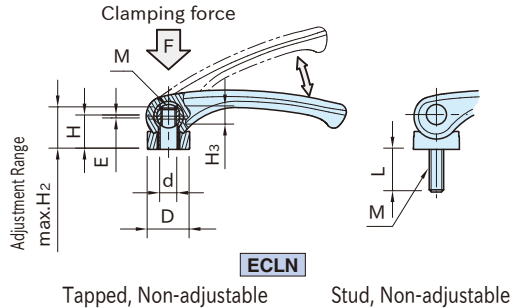
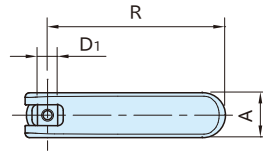
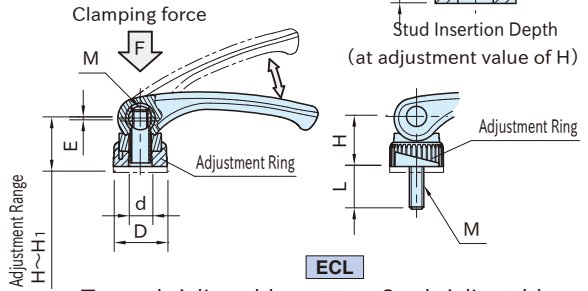
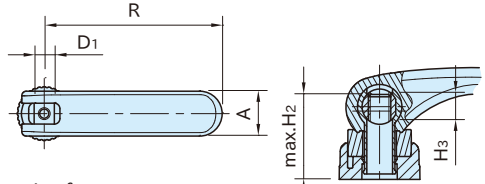
ECLN

(Tapped, Non-adjustable)



ECLN

(Stud, Non-adjustable)



Type	Handle	Insert	Pin/Stud
ECL	Polyamide plastic (glass-fiber reinforced)	Polyacetal Black	Steel(SUM22L)
ECLN			Zinc plated
ECL-SUS	Black matte		SUS303
ECLN-SUS			stainless steel