

# DK01F,208,209

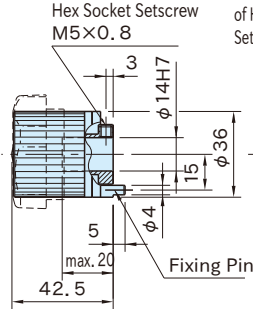
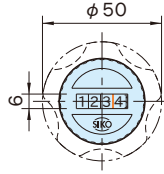
# CONTROL KNOBS



DK01F

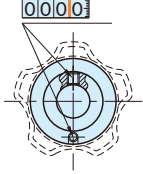


DK01F-ST

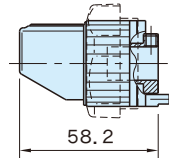
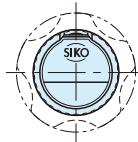


DK01F

Initial position of Hex Socket Setscrew and Fixing Pin

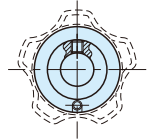


DK208



DK208

DK209



DK209

Housing	Knob
Special polycarbonate	Plastic
plastic	Red
Black	Black (on request)

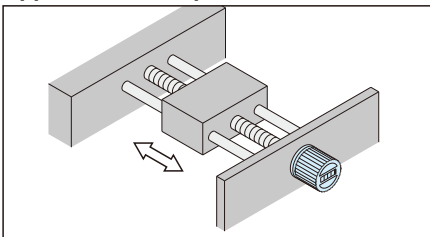
## Features:

Control knob with integrated digital position indicator  
 Lightweight and compact  
 Spindle-hole diameter : 14mm (Using a shaft sleeve allows accepting a spindle of 8, 10 or 12mm diameter.)  
 Magnified display

## Caution :

Can not be used on machines where the spindle moves in the axial direction  
 To operate, turn the knob to the rotative direction

## Application Example



## Installation Instructions

- 1 Drill a fixing-pin hole into the mounting wall at a position 15mm below the spindle-hole center.
- 2 Slide the control knob over the spindle and then tighten the setscrew for locking.

## Technical Information

Working temperature : Up to .80°C

## Display Example

