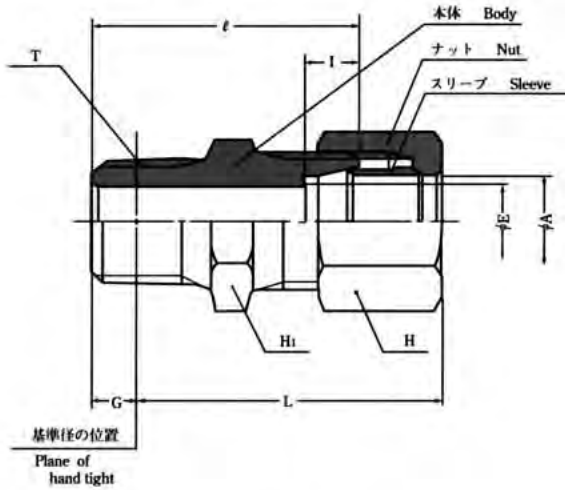


B-1形銅管用くい込み継手

B-1 Series Bite Type Tube Fittings For Copper Tube

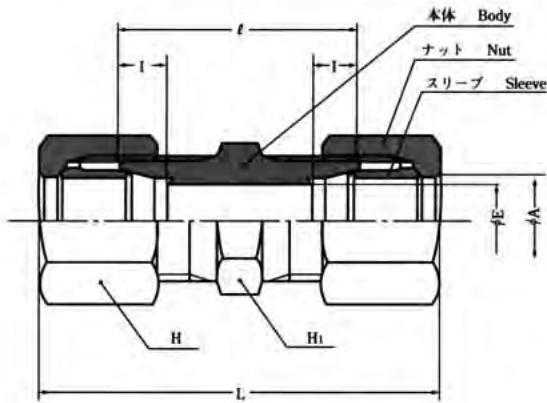
コネクタ (おす) MALE CONNECTOR



単位 Unit : mm

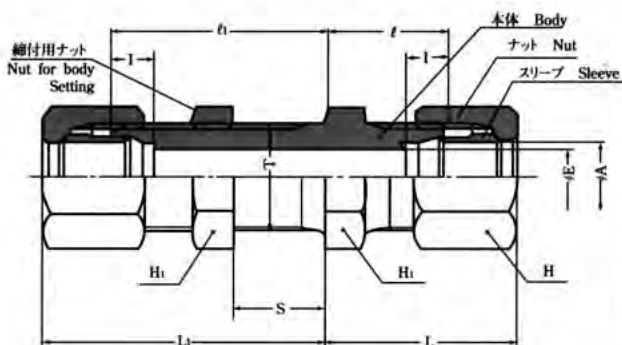
継手の呼び方 Designations	適用する 管の外径 A	E Minimum Opening	基準径の 位置 G Normal enga- gement of pipe thread by hand	六角対辺 Width Across Hex. Flats		l	t	(約) Approx. L	(R) T	重量 (kg)
				Hi	H					
KC4-R $\frac{1}{4}$ -B-1	4	2.5	3.97	10	10	6.5	23	26.5	$\frac{1}{8}$	0.014
KC6-R $\frac{1}{4}$ -B-1	6	4	3.97	10	12	6.5	24	28	$\frac{1}{8}$	0.017
KC6-R $\frac{3}{8}$ -B-1	6	4	6.01	14	12	6.5	29	31	$\frac{1}{4}$	0.030
KC8-R $\frac{3}{8}$ -B-1	8	4	3.97	12	14	6.5	25	29	$\frac{1}{8}$	0.023
KC8-R $\frac{1}{2}$ -B-1	8	6	6.01	14	14	6.5	29	31	$\frac{1}{4}$	0.030
KC8-R $\frac{3}{4}$ -B-1	8	6	6.35	17	14	6.5	31	32.5	$\frac{3}{8}$	0.046
KC10-R $\frac{1}{2}$ -B-1	10	6	6.01	14	17	6.5	30	32.5	$\frac{1}{4}$	0.038
KC10-R $\frac{3}{4}$ -B-1	10	8	6.35	17	17	6.5	32	34	$\frac{3}{8}$	0.049
KC10-R 1 -B-1	10	8	8.16	23	17	6.5	37	37.5	$\frac{1}{2}$	0.082
KC12-R $\frac{1}{2}$ -B-1	12	6	6.01	17	19	6.5	31	35	$\frac{1}{4}$	0.047
KC12-R $\frac{3}{4}$ -B-1	12	8.5	6.35	17	19	6.5	32	35.5	$\frac{3}{8}$	0.052
KC12-R 1 -B-1	12	10	8.16	23	19	6.5	37	39	$\frac{1}{2}$	0.085
KC15-R $\frac{3}{4}$ -B-1	15	8.5	6.35	21	23	8	33	36	$\frac{3}{8}$	0.072
KC15-R 1 -B-1	15	12	8.16	23	23	8	37	38	$\frac{1}{2}$	0.087
KC20-R $\frac{1}{2}$ -B-1	20	12	8.16	26	29	8	39	41	$\frac{1}{2}$	0.120
KC20-R $\frac{3}{4}$ -B-1	20	17	9.53	29	29	8	42	42.5	$\frac{3}{4}$	0.143
KC25-R $\frac{3}{4}$ -B-1	25	17	9.53	32	36	9	43	43.5	$\frac{3}{4}$	0.189
KC25-R 1 -B-1	25	20	10.39	36	36	9	48	47.5	1	0.262

ユニオン UNION



継手の呼び方 Designations	適用する 管の外径 A	E Minimum Opening	六角対辺 Width Across Hex. Flats		l	t	(約) Approx. L	重量 (kg)
			Hi	H				
KU4-B-1	4	2.5	8	10	6.5	20	35	0.014
KU6-B-1	6	4	10	12	6.5	22	38	0.022
KU8-B-1	8	6	12	14	6.5	23	39	0.029
KU10-B-1	10	8	14	17	6.5	25	42	0.046
KU12-B-1	12	10	17	19	6.5	26	46	0.054
KU15-B-1	15	12	21	23	8	27	46	0.080
KU20-B-1	20	17	26	29	8	30	50	0.129
KU25-B-1	25	20	32	36	9	32	52	0.207

締付ユニオン BULKHEAD UNION



継手の呼び方 Designations	適用する 管の外径 A	E Minimum Opening	六角対辺 Width Across Hex. Flats		l	t	t	(約) Approx. L	(約) Approx. L	T	S		重量 (kg)
			Hi	H							Max	Min	
KSU4-B-1	4	2.5	12	10	6.5	28	13	35.5	20.5	8	15	2	0.027
KSU6-B-1	6	4	14	12	6.5	30	15	38	23	10	15	2.5	0.042
KSUB-B-1	8	6	17	14	6.5	31	16	39	24	12	15	2.5	0.065
KSU10-B-1	10	8	19	17	6.5	32	17	40.5	25.5	14	15	3	0.081
KSU12-B-1	12	10	21	19	6.5	33	18	43	28	16	15	3	0.097
KSU15-B-1	15	12	26	23	8	35	20	44.5	29.5	20	15	3	0.164
KSU20-B-1	20	17	32	29	8	38	23	48	33	26	15	3	0.268
KSU25-B-1	25	20	38	36	9	40	25	50	35	32	15	3	0.441

(注) 予告なしに、品質・性能・改善のため寸法を変更する事があります。