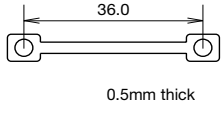


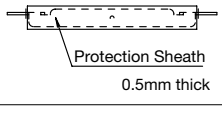

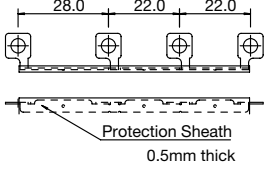
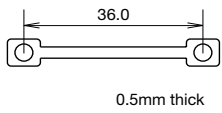
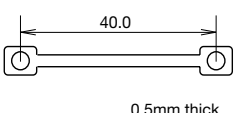

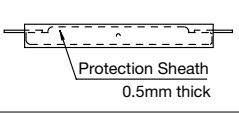
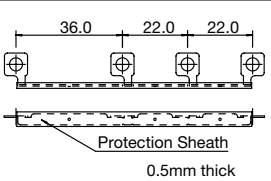
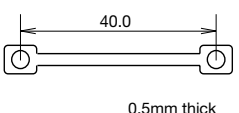


# SLDN Series Display Lights

## Maintenance Parts

### Jumpers

Applicable Model		Part No.	Ordering No.	Package Quantity	Dimensions	Application Example
SLD30N	w/Check Terminal 2-color Alternate	<b>LJ-2</b>	<b>LJ-2PN10</b>	10	 <p>36.0 0.5mm thick</p>	<ul style="list-style-type: none"> <li>• SLD30N/SLD44N 1-color</li> </ul> 
	Full	<b>SLDN-JP301</b>	<b>SLDN-JP301PN10</b>	10	 <p>36.0 0.5mm thick</p>	
SLD72N	Full 2-way Split				 <p>Protection Sheath 0.5mm thick</p>	<ul style="list-style-type: none"> <li>• SLD72N/SLD48N 3-way split</li> </ul> 
	3-way Split	<b>SLDN-JP723</b>	<b>SLDN-JP723PN10</b>	10	 <p>28.0 22.0 22.0 Protection Sheath 0.5mm thick</p>	
	w/Check Terminal 2-color Alternate	<b>LJ-2</b>	<b>LJ-2PN10</b>	10	 <p>36.0 0.5mm thick</p>	
SLD44N	w/Check Terminal 2-color Alternate	<b>LJ-6</b>	<b>LJ-6PN10</b>	10	 <p>40.0 0.5mm thick</p>	
	Full	<b>SLCN-JP45</b>	<b>SLCN-JP45PN10</b>	10	 <p>40.0 0.5mm thick</p>	
SLD48N	Full 2-way Split				 <p>Protection Sheath 0.5mm thick</p>	
	3-way Split	<b>SLDN-JP483</b>	<b>SLDN-JP483PN10</b>	10	 <p>36.0 22.0 22.0 Protection Sheath 0.5mm thick</p>	
	w/Check Terminal 2-color Alternate	<b>LJ-6</b>	<b>LJ-6PN10</b>	10	 <p>40.0 0.5mm thick</p>	