













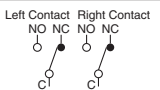





HA1F LED Illuminated Selector Switches

Shape	Operator Position	Contact Material	Operating Voltage	Contact	Type No.		Color Code ②			
					Solder/Tab Terminal	PC Board Terminal				
Round HA1F  	90° 2-position	Maintained 	Gold	5V DC ±5%	SPDT	HA1F-2C11②	HA1F-2C11V②	Specify a lens color code in place of ② in the Type No. A: amber G: green PW: pure white R: red S: blue W: white Y: yellow		
				12V AC/DC ±10%	DPDT	HA1F-2C21②	HA1F-2C21V②			
			24V AC/DC ±10%	SPDT	HA1F-2C13②	HA1F-2C13V②				
				DPDT	HA1F-2C23②	HA1F-2C23V②				
				SPDT	HA1F-2C14②	HA1F-2C14V②				
				DPDT	HA1F-2C24②	HA1F-2C24V②				
		Silver	5V DC ±5%	SPDT	HA1F-2C51②	—				
				DPDT	HA1F-2C61②					
			12V AC/DC ±10%	SPDT	HA1F-2C53②					
				DPDT	HA1F-2C63②					
			24V AC/DC ±10%	SPDT	HA1F-2C54②					
				DPDT	HA1F-2C64②					
		Spring return from right 	Gold	5V DC ±5%	SPDT		HA1F-21C11②		HA1F-21C11V②	
					DPDT		HA1F-21C21②		HA1F-21C21V②	
			12V AC/DC ±10%	SPDT	HA1F-21C13②		HA1F-21C13V②			
				DPDT	HA1F-21C23②		HA1F-21C23V②			
			24V AC/DC ±10%	SPDT	HA1F-21C14②		HA1F-21C14V②			
				DPDT	HA1F-21C24②		HA1F-21C24V②			
	Silver	5V DC ±5%	SPDT	HA1F-21C51②	—					
			DPDT	HA1F-21C61②						
		12V AC/DC ±10%	SPDT	HA1F-21C53②						
			DPDT	HA1F-21C63②						
		24V AC/DC ±10%	SPDT	HA1F-21C54②						
			DPDT	HA1F-21C64②						
	45° 3-position	Maintained 	Gold	5V DC ±5%		DPDT	HA1F-3C21②		HA1F-3C21V②	
						DPDT	HA1F-3C23②		HA1F-3C23V②	
			12V AC/DC ±10%	DPDT		HA1F-3C24②	HA1F-3C24V②			
			24V AC/DC ±10%	DPDT		HA1F-3C24②	HA1F-3C24V②			
			Silver	5V DC ±5%		DPDT	HA1F-3C61②		—	
						DPDT	HA1F-3C63②			
		12V AC/DC ±10%	DPDT	HA1F-3C63②						
		24V AC/DC ±10%	DPDT	HA1F-3C64②						
		Spring return from right 	Gold	5V DC ±5%		DPDT	HA1F-31C21②			HA1F-31C21V②
						DPDT	HA1F-31C23②			HA1F-31C23V②
			12V AC/DC ±10%	DPDT		HA1F-31C23②	HA1F-31C23V②			
			24V AC/DC ±10%	DPDT		HA1F-31C24②	HA1F-31C24V②			
			Silver	5V DC ±5%	DPDT	HA1F-31C61②	—			
					DPDT	HA1F-31C63②				
		12V AC/DC ±10%	DPDT	HA1F-31C63②						
		24V AC/DC ±10%	DPDT	HA1F-31C64②						
		Spring return from left 	Gold	5V DC ±5%	DPDT	HA1F-32C21②				HA1F-32C21V②
					DPDT	HA1F-32C23②				HA1F-32C23V②
	12V AC/DC ±10%		DPDT	HA1F-32C23②	HA1F-32C23V②					
	24V AC/DC ±10%		DPDT	HA1F-32C24②	HA1F-32C24V②					
	Silver		5V DC ±5%	DPDT	HA1F-32C61②	—				
				DPDT	HA1F-32C63②					
	12V AC/DC ±10%	DPDT	HA1F-32C63②							
	24V AC/DC ±10%	DPDT	HA1F-32C64②							
Spring return two-way 	Gold	5V DC ±5%	DPDT	HA1F-33C21②	HA1F-33C21V②					
			DPDT	HA1F-33C23②	HA1F-33C23V②					
	12V AC/DC ±10%	DPDT	HA1F-33C23②	HA1F-33C23V②						
	24V AC/DC ±10%	DPDT	HA1F-33C24②	HA1F-33C24V②						
	Silver	5V DC ±5%	DPDT	HA1F-33C61②	—					
			DPDT	HA1F-33C63②						
12V AC/DC ±10%	DPDT	HA1F-33C63②								
24V AC/DC ±10%	DPDT	HA1F-33C64②								

• See page 88 for dimensions.

• One LED lamp is installed in illuminated selector switch.

Contact Operation

Operator Position & Contact Operation (Top View)					
Positions	Contact	Left	Center	Right	
90° 2-position  	SPDT		—		
	DPDT		—		
45° 3-position    	DPDT	